



DEER DISTRICT LLC

1543 N. 2nd Street | 6th Floor | Milwaukee, WI 53212 | 414.227.0500



DEER DISTRICT ARENA DEVELOPMENT

Inclusion through June 30, 2018

Table of Contents

3	Letter from MKE Bucks President
4 - 6	Executive Summary
7	Outreach
8 - 9	Project Partners
10	Deer District Inclusion Requirements
11 - 15	Professional Services Inclusion
16 - 28	Construction Services Inclusion
29 - 63	RPP Inclusion
64	RPP By Aldermanic Districts

Prepared by
Prism Technical Management & Marketing Services, LLC
in conjunction with Cross Management Services, Inc.

Cover Photo: Worker smoothing the edges of a steel beam.



Photo of Peter Feigin on site.

Letter from MKE Bucks President: Peter Feigin



The building of the Fiserv Forum and the surrounding 30-acre district is a realization of the commitment Sen. Herb Kohl and our owners made three years ago to Bucks fans and the entire community to keep the team in Wisconsin and help revitalize downtown Milwaukee. We are incredibly thankful for all the hard work that went into this historic

public-private partnership from the Wisconsin Center District, elected officials and community leaders, and are amazed by the progress that has been made in the past year. As of June 30, the effective date of this report, the project surpassed the 75% completion milestone and has been fully enclosed and heated. Inside work continues on the arena bowl, the audiovisual systems, sports lighting and ribbon/LED boards.

We want the to be the heart of entertainment, community engagement, and neighborhood revitalization. This is not just about Milwaukee Bucks basketball. It is about seizing an opportunity to evolve and create access to world class sports, music and family-centric entertainment that ignites progression in downtown Milwaukee, the community at large, and Wisconsin as a whole. Students from Bradley Tech continue to participate in the TechTerns program with Mortenson and Eppstein Uhen Architects, installing seats in the arena as part of a year-long, real-life learning lab and career pathway exploration program.

Upon completion, the 30-acre district surrounding the arena will be the largest development embarked on in downtown Milwaukee and the home for some of the best sports and entertainment in the world. With this in mind, we are intentional about our efforts to address, meet and exceed diversity and inclusion targets and engage the community, which we have done in the first and second year of construction. We will make a real difference as we build the future.

**Peter Feigin, President
Milwaukee Bucks**

Deer District : Executive Summary

Deer District LLC, along with Developer's Representative, ICON Venue Group ("ICON"), and Inclusion Monitors, Cross Management Services, Inc. ("CMSI") and Prism Technical Management & Marketing Services, LLC ("Prism Technical" or "Prism"), are dedicated to ensuring the projects are successful and meet or exceed the goals described herein.

Through June 30, 2018, the Projects expect to award contracts valued at \$5,558,988 or 21.3% of professional services cost subject to inclusion and \$94,719,966 or 36.1% of the construction cost subject to inclusion and Milwaukee RPP Workers have performed 42.1% of the construction hours.

This report provides information on the inclusion achieved for professional services, construction, and Residents Preference Program on the Fiserv Forum, 5th Street Parking Structure, and Public Plaza ("the Projects") through June 30, 2018.

The Inclusion Requirements were established in the Human Resources ("HR") Agreement with the City of Milwaukee. The HR Agreement applies to the Projects and requires 18% Small Business Enterprise ("SBE")¹ professional services inclusion, 25% SBE construction inclusion, 40% City of Milwaukee Residents Preference Program ("RPP") inclusion, and payment of City of Milwaukee prescribed living wages.²

Exterior view of Fiserv Forum.



¹ SBE includes Small Business Enterprises ("SBE") certified by the City of Milwaukee, Disadvantaged Business Enterprises ("DBE") certified by a member of the Wisconsin Unified Certification Program, a Small Disadvantaged Business ("SDB") as designated by the Small Business Administration, and an 8(a) certified by the Small Business Administration.

² The 5th Street Parking Structure is also subject to payment of prevailing wages by virtue of its location in the Park East and the development agreement with Milwaukee County regarding this site.

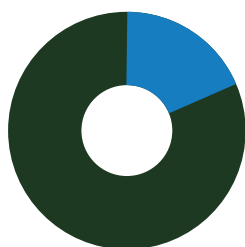
Deer District : Executive Summary

Table 1 : Professional Services Inclusion through June 30, 2018

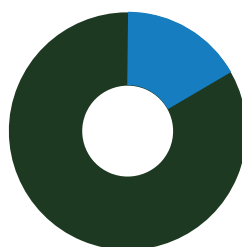
PROJECT	INCLUSION	COST SUBJECT TO INCLUSION	%	INCLUSION PAID TO DATE	TOTAL PAYMENTS	%
Fiserv Forum	\$ 4,382,952	\$ 22,564,093	19.4%	\$ 3,796,912	\$ 21,874,094	17.4%
5th Street Parking Structure	\$ 783,787	\$ 2,419,339	32.4%	\$ 783,787	\$ 2,419,339	32.4%
Public Plaza	\$ 392,249	\$ 1,093,990	35.9%	\$ 351,938	\$ 1,061,370	33.2%
Total	\$ 5,558,988	\$ 26,077,422	21.3%	\$ 4,932,637	\$ 25,354,803	19.5%

While payments will vary based on project stage, at least 18% of professional service spending will go to SBEs by the time the Projects are completed.


Inclusion Achieved



Total Payments



Worker mounting TV stands on stilts.



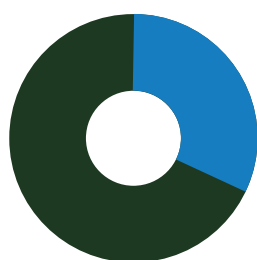
Deer District : Executive Summary

Table 2 - Construction Inclusion through June 30, 2018

PROJECT	INCLUSION	COST SUBJECT TO INCLUSION	%	INCLUSION PAID TO DATE	TOTAL PAYMENTS	%
Fiserv Forum	\$ 82,742,681	\$ 224,276,662	36.9%	\$ 75,493,634	\$200,932,648	37.6%
5th Street Parking Structure	\$ 8,790,560	\$ 26,993,978	32.6%	\$ 8,787,115	\$ 26,993,978	32.6%
Public Plaza	\$ 3,186,725	\$ 10,951,124	29.1%	\$ 1,264,971	\$ 3,760,593	33.6%
Total	\$ 94,719,966	\$ 262,221,764	36.1%	\$ 85,545,720	\$231,687,219	36.9%

Payments to SBE firms have exceeded the 25% inclusion goal.

Inclusion Achieved

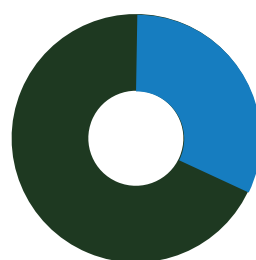


■ **36.1% Inclusion Firm Contracts**
\$94,719,966

■ **63.9% Non-Inclusion Firm Contracts**
\$167,501,798

Total Cost Subject to Inclusion
\$262,221,764

Total Payments



■ **36.9% Inclusion Firm Payments**
\$85,545,720

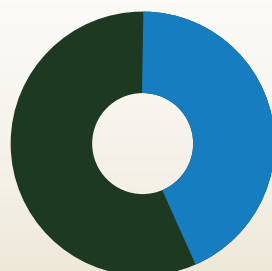
■ **63.1% Non-Inclusion Firm Payment**
\$146,141,499

Total Payments
\$231,687,219

Table 3 - RPP Inclusion through June 30, 2018

PROJECT	TOTAL HOURS	TOTAL RPP HOURS	RPP REQUIREMENT	RPP % TO DATE
Fiserv Forum	1,595,125.1	674,159.2	40.0%	42.3%
5th Street Parking Structure	164,738.0	66,012.5	40.0%	40.1%
Public Plaza	17,788.6	7,471.8	40.0%	42.0%
Total	1,777,651.7	747,643.4	40.0%	42.1%

Total Residents Preference Program (RPP) Inclusion



■ **42.1% RPP Participation**
747,643.4 Total RPP Hours

■ **57.9% Non-RPP Participation**
1,030,008.2 Total Non-RPP Hours

1,777,651.7 Total Workforce Hours

Outreach: Community Engagement

BUCKS CARE

The Milwaukee Bucks Foundation is committed to revitalizing and enriching our Wisconsin culture, one neighborhood at a time. From physical renovations to neighborhood safety programs to workforce development and social equality issues facing our communities, the Milwaukee Bucks Foundation aims to improve outcomes for residents across the state of Wisconsin.

Milwaukee Bucks Art Collection with Carrie O'Malley at Milwaukee College Prep 38th Street School

An 8 ft by 28ft tile mosaic will be installed on the upper concourse of the school. Carrie O'Malley worked alongside 100+ students from MPS La Escuela Fratney, Milwaukee College Prep 38th St. School, and Carver Academy of Math and Science.

Matthew Dellavedova Works To Improve Vision Of Local Youth

To get ready for summer, Matthew Dellavedova and the Bucks worked with Prevent Blindness and Froedtert & Medical College of Wisconsin health network to conduct a vision screening for the participants of Our Next Generation Kids Program.

Bucks and American Transmission Co. Host "Trees for Threes" Planting Ceremony

The Bucks and American Transmission Co. capped off this season's "Trees for Threes" program Wednesday by planting five of the 343 trees that will be planted at schools across the state on Wednesday at Milwaukee Environmental Sciences Academy.



Photos from top to bottom: School students breaking down tiles or the mosaic artwork; Tree planting for "Trees for Threes"; Participant getting his eyes checked for Our Next Generation Kids Program.

Project Partners

PROJECT MANAGEMENT TEAM



ICON Venue Group is the leading Owner's Representative and project management firm in the sports, entertainment, and public assembly industry with a portfolio of many of the most successful venues in the world. ICON provides a comprehensive spectrum of facility development services required to guide a new facility project from its initial conception through planning, design, construction and opening to ensure years of successful operation for both public and private sector clients in the USA, Canada, Europe and Asia. ICON has managed the development of home venues for NFL, NBA, NHL, MLB MLS, MLL, AFL, CHL, NBDL, DEL and BBL franchises totaling over \$6 billion.



Cross Management Services, Inc. (CMSI), a project management consulting firm, provides business management, public relations, research, and planning services. With a passion for excellence, ethical conduct, and knowledge, CMSI achieves high-quality results and consistently meets its commitments to its clients. CMSI specializes in coordinating and monitoring supplier and workforce diversity goals for developers, contractors, corporations, and governmental entities on construction projects.



Prism Technical is a multifaceted consulting firm that specializes in project and construction management, public relations and outreach, business training and corporate workforce diversity and inclusion. Based in Milwaukee, Prism started in 1995 working to ensure the diversity of workers and legitimate contracting practices on major construction projects funded by tax payers. This has allowed Prism to advise many forward thinking companies and governmental entities on matters of process, management, knowledge transfer and strategy. Prism has had unprecedented success on Wisconsin's most prestigious and challenging projects and has accumulated an unparalleled catalog of experiences working with small, women and minority owned businesses and underemployed workers. The firm opened a second office in St. Louis, MO in 2016.

ARCHITECTS & CONSTRUCTION MANAGERS



American Design Inc. is a twenty-year old firm whose experienced management team provides a full range of architectural services to satisfy its clients. American Design Inc. has the architectural background necessary to work with clients through each phase of the design process. Their design experiences includes residential, educational, commercial office, retail and public buildings.



eppstein uhen : architects

Eppstein Uhen Architects, Inc. (EUA) is an architecture firm located in Milwaukee (headquarters), Madison and Des Moines. More than 150 EUA team members demonstrate unparalleled commitment to the markets, communities and clients it serves. EUA works closely with clients and partners to create environments that exceed expectations while elevating people's potential. EUA, an 108 year-old firm specializes in workplace, healthcare, learning, living and entertainment environments.

Project Partners

Findorff

J. H. Findorff & Son Inc. is one of the Midwest's leading builders with offices in Madison and Milwaukee. For over 125 years, Findorff has continued to position itself as a dependable and reputable Company dedicated to excellence. Talented staff, a passion for innovation, and a focus on technology has helped secure our status as a leader in the construction industry. With over 700 employees currently, Findorff proudly acknowledges receipt of over 100 awards and recognition, for both commitment to quality construction and civic initiatives.

GRAEF

Established in 1961, GRAEF-USA Inc. has grown to become a leading U.S. consulting firm, as ranked by Engineering News Record Magazine. Their technical personnel, located in multiple offices in Wisconsin, Illinois, and Florida, represent a comprehensive resource with diverse technical expertise able to address all phases of analysis, design, and construction. From public infrastructure to environmental issues, industry to communications, governmental facilities to healthcare, education and retail, from and for numerous other project categories, GRAEF has positioned itself to serve their clients in unique and innovative ways.

HNTB

HNTB Corporation is an employee-owned infrastructure solutions firm. With more than a century of service, HNTB understands the life cycle of infrastructure and addresses clients' most complex technical, financial and operational challenges. Professionals nationwide deliver a full range of infrastructure-related services, including award-winning planning, design, program management and construction management.



Hunzinger Construction Company is a fourth generation, family-owned company that has continuously served the construction industry in Southeast Wisconsin since 1907. Hunzinger consists of construction managers, general contractors and design/builders who have built and managed some of Wisconsin's most notable and challenging projects. Hunzinger has received numerous awards for outstanding project management, safety, engineering, concrete work, and core values, including the Marquette University Family Business Excellence Award for Core Values and being recognized as Employer of Choice by Wisconsin Builder magazine over multiple years.



M. A. Mortenson Company is the 2nd largest sport builder in the United States with over 160 sports and entertainment projects. Founded in 1954, Mortenson is a U.S.-based, family-owned company. As one of the nation's top builders and developers, Mortenson provides a complete range of services, including planning, program management, pre-construction, general contracting, construction management, design-build, and turn-key development. Mortenson has offices in Chicago, Denver, Madison, Milwaukee, Minneapolis, Phoenix, Portland, and Seattle with international operations in Canada.

POPULOUS

Since inception in 1983, Populous, Inc. has grown into the world's leading design firm dedicated exclusively to creating environments that draw people and communities together for unforgettable experiences. The firm has completed more than 1,000 projects around the globe with construction value exceeding \$20 billion. Populous has worked with 24 Major League Baseball franchises, 30 NFL franchises, 80 professional and civic arena clients, 40 global soccer and rugby teams, 120 universities, 40 convention center clients, 29 equestrian clients and has planned more than 30 major worldwide events.

RINKA|CHUNG

Rinka Chung Architecture, Inc. is a full service award-winning firm existing to serve progressive and visionary clients. They are differentiated by the ability to deliver inspiring design solutions that are both aesthetically elegant and functionally efficient. Rinka Chung places the highest value on people and relationships – both externally and internally.

City of Milwaukee

Inclusion Requirements

- 18% Professional Service spending with Disadvantaged Business Enterprise (DBE), Small Business Enterprise (SBE), Small Disadvantaged Business (SDB) and/or 8(a)
- 25% construction spending with Disadvantaged Business Enterprise (DBE), Small Business Enterprise (SBE), Small Disadvantaged Business (SDB) and/or 8(a)
- 40% of the on-site construction hours to be performed by City residents meeting the City of Milwaukee Resident Preference Program (RPP) requirements as set forth in the HR Agreement
- Living wages must be paid to each worker performing construction trade labor on the project

Photo: Worker installing support beams under the court seats.



Profesisonal Services Inclusion



Worker tending to the flooring at the forum's lobby area.

Fiserv Forum: Professional Services Inclusion

Table 4 - Fiserv Forum: Professional Services Inclusion through June 30, 2018

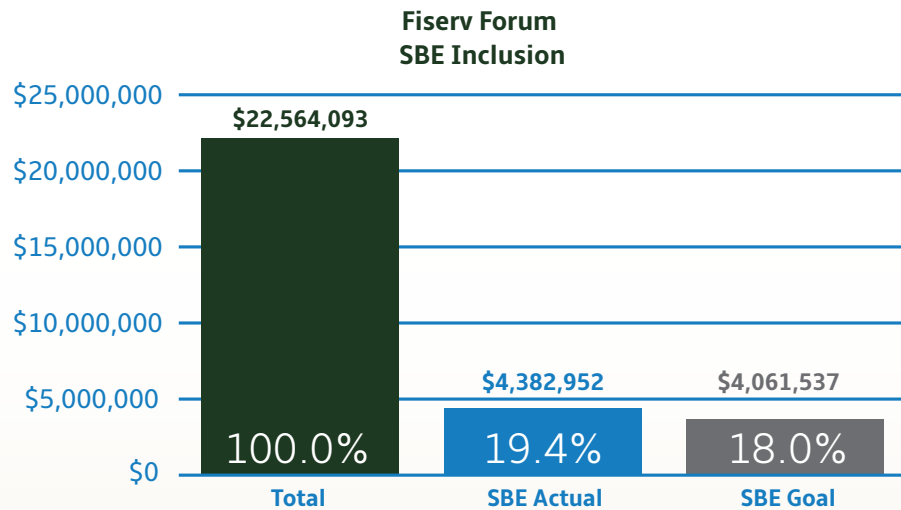
SBE, DBE, SDB, or 8(a) FIRMS	SBE, DBE, SDB or 8(a)	SUBCONTRACTOR TO	SERVICE PERFORMED	CONTRACT AMOUNT	AMOUNT PAID THROUGH 6/30/18
American Design, Inc.	S/DBE	Eppstein Uhen Architects, Inc.	Architectural - Main & Upper Concourse	\$ 250,000	\$ 250,000
American Design, Inc.	S/DBE	GRAEF-USA Inc.	Architectural - Skywalk	\$ 50,587	\$ 50,298
American Design, Inc.	S/DBE	Eppstein Uhen Architects, Inc.	Construction Administration	\$ 90,675	\$ 90,675
Barrientos Design & Consulting, Inc.	DBE	Eppstein Uhen Architects, Inc.	Architecture - Event Level	\$ 319,500	\$ 319,500
Capitol Lien Records & Research, Inc.	DBE	Terracon Consultants, Inc.	Title Search - Phase I - Block 1	\$ 3,280	\$ 3,280
Capitol Lien Records & Research, Inc.	DBE	Terracon Consultants, Inc.	Title Search - Phase I - Block 2	\$ 1,688	\$ 1,688
Capitol Lien Records & Research, Inc.	DBE	Terracon Consultants, Inc.	Title Search - Phase I - Block 4	\$ 425	\$ 425
Capitol Lien Records & Research, Inc.	DBE	Terracon Consultants, Inc.	Title Search - Phase I - Block 5	\$ 2,875	\$ 2,875
Coastwise Fireguard Inc.	DBE	M-E Engineers, Inc.	Fire Sprinkler	\$ 100,000	\$ 95,493
Copy N More, Inc.	SBE	Populous, Inc.	Printing	\$ 52,175	\$ 52,175
Cotter Consulting, Inc.	DBE	M.A. Mortenson Company	Construction Management	\$ 397,900	\$ 341,864
Cross Management Services, Inc.	S/DBE	Deer District LLC	Inclusion Monitor - Business	\$ 314,100	\$ 205,518
Gestra Engineering, Inc.	S/DBE	Terracon Consultants, Inc.	Drilling Services - Geotech	\$ 103,857	\$ 103,857
Gestra Engineering, Inc.	S/DBE	Terracon Consultants, Inc.	Drilling Services	\$ 5,186	\$ 5,186
Himalayan Consultants, LLC	S/DBE	Professional Service Industries, Inc.	Construction Obs & Testing	\$ 67,038	\$ 67,038
IBC Engineering Services, Inc.	S/DBE	M-E Engineers, Inc.	MEP	\$ 385,000	\$ 362,005
JCP Construction LLC	S/DBE	M.A. Mortenson Company	Construction Management	\$ 320,000	\$ 282,024
M & E Architects+Engineers, LLC	DBE	Eppstein Uhen Architects, Inc.	Architecture - Vertical Circulation	\$ 126,000	\$ 126,000
Martinsek & Associates	SBE	Deer District LLC	Workforce Recruitment Video	\$ 15,740	\$ 15,740
P3 Development Group LLC	S/DBE	M.A. Mortenson Company	Outreach	\$ 39,797	\$ 39,797
Prism Technical Management & Marketing, LLC	S/DBE	Deer District LLC	Inclusion Monitor - Workforce	\$ 575,500	\$ 352,953
Thunderbird Engineering, Inc.	S/DBE	M-E Engineers, Inc.	Commissioning	\$ 125,250	\$ 48,500
White Water Associates, Inc.	DBE	Terracon Consultants, Inc.	Laboratory Services - Block 1	\$ 24,261	\$ 24,261
White Water Associates, Inc.	DBE	Terracon Consultants, Inc.	Laboratory Services - Block 4	\$ 4,768	\$ 4,768

Table continued on next page

Fiserv Forum: Professional Services Inclusion (Continued)

Table 4 - Fiserv Forum: Professional Services Inclusion through June 30, 2018 - Continued

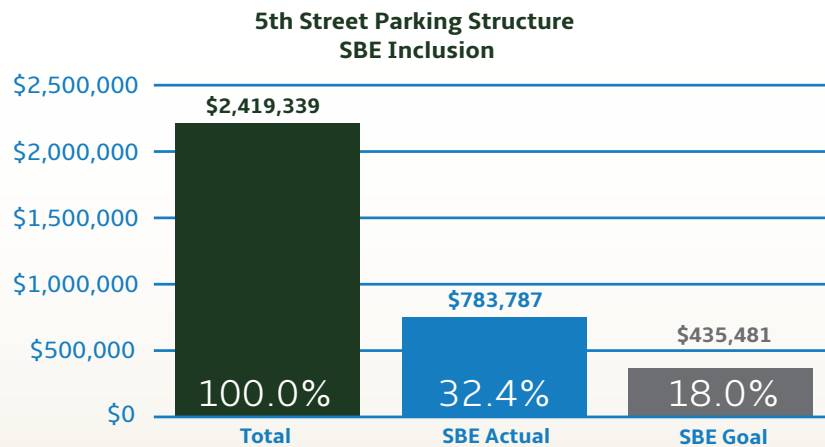
SBE, DBE, SDB, or 8(a) FIRMS	SBE, DBE, SDB or 8(a)	SUBCONTRACTOR TO	SERVICE PERFORMED	CONTRACT AMOUNT	AMOUNT PAID THROUGH 6/30/18
Wrightson, Johnson, Haddon & Williams, Inc.	DBE	Populous, Inc.	Audio/Video Consulting	\$ 371,350	\$ 344,542
ZS, LLC	SBE	HNTB Corporation	Structural Foundation Design	\$ 390,000	\$ 368,950
ZS, LLC	SBE	HNTB Corporation	Building Access Design	\$ 96,000	\$ 88,500
ZS, LLC	SBE	HNTB Corporation	Roof Design	\$ 60,000	\$ 60,000
ZS, LLC	SBE	HNTB Corporation	Envelope Consulting	\$ 90,000	\$ 89,000
TOTAL INCLUSION AND AMOUNT PAID				\$ 4,382,952	\$ 3,796,912
INCLUSION AS A % OF PROFESSIONAL SERVICES COST SUBJECT TO INCLUSION				19.4%	
INCLUSION AS A % OF PROFESSIONAL SERVICES PAYMENTS MADE				17.4%	
PROFESSIONAL SERVICES COST SUBJECT TO INCLUSION				\$ 22,564,093	
TOTAL PROFESSIONAL SERVICES PAYMENTS					\$ 21,874,094



5th Street Parking Structure: Professional Services Inclusion

Table 5 - 5th Street Parking Structure: Professional Services Inclusion through June 30, 2018

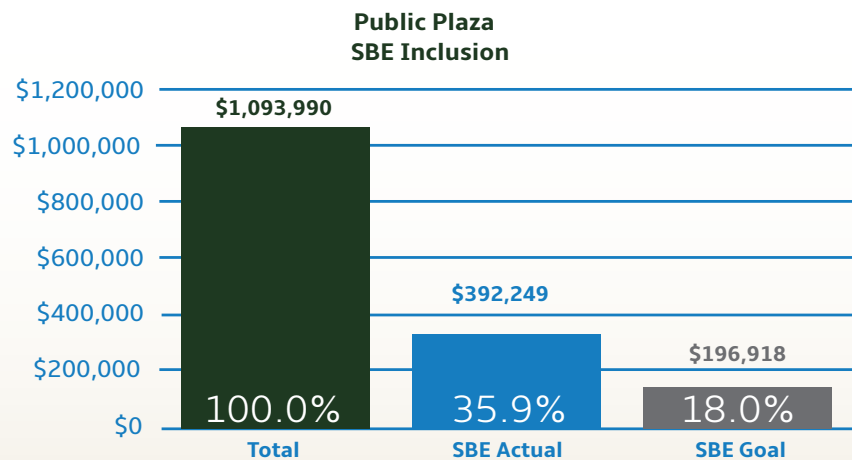
SBE, DBE, SDB, or 8(a) FIRMS	SBE, DBE, SDB or 8(a)	SUBCONTRACTOR TO	SERVICE PERFORMED	CONTRACT AMOUNT	AMOUNT PAID THROUGH 6/30/18
American Design, Inc.	S/DBE	GRAEF-USA Inc.	Architectural - Parking Structure	\$ 362,974	\$ 362,974
American Design, Inc.	S/DBE	GRAEF-USA Inc.	Architectural - Housing	\$ 36,120	\$ 36,120
Capitol Lien Records & Research, Inc.	DBE	Terracon Consultants, Inc.	Title Search - Block 7	\$ 1,150	\$ 1,150
Cross Management Services, Inc.	S/DBE	Deer District LLC	Inclusion Monitor - Business	\$ 101,895	\$ 101,895
Dakota Intertek Corp.	S//DBE	Giles Engineering Associates, Inc.	Materials Testing	\$ 59,064	\$ 59,064
Gestra Engineering, Inc.	S/DBE	Terracon Consultants, Inc.	Drilling Services - Block 7	\$ 13,920	\$ 13,920
Gestra Engineering, Inc.	S/DBE	Terracon Consultants, Inc.	Geotech	\$ 30,145	\$ 30,145
Prism Technical Management & Marketing, LLC	S/DBE	Deer District LLC	Inclusion Monitor - Workforce	\$ 178,519	\$ 178,519
TOTAL INCLUSION AND AMOUNT PAID				\$ 783,787	\$ 783,787
INCLUSION AS A % OF PROFESSIONAL SERVICES COSTS SUBJECT TO INCLUSION				32.4%	
INCLUSION AS A % OF PROFESSIONAL SERVICES PAYMENTS MADE				32.4%	
PROFESSIONAL SERVICES COST SUBJECT TO INCLUSION				\$ 2,419,339	
TOTAL PROFESSIONAL SERVICES PAYMENTS				\$2,419,339	



Public Plaza : Professional Services Inclusion

Table 6 - Public Plaza: Professional Services Inclusion through June 30, 2018

SBE, DBE, SDB, or 8(a) FIRMS	SBE, DBE, SDB or 8(a)	SUBCONTRACTOR TO	SERVICE PERFORMED	CONTRACT AMOUNT	AMOUNT PAID THROUGH 6/30/18
Cross Management Services, Inc.	S/DBE	Deer District LLC	Inclusion Monitor - Business	\$ 27,768	\$ 27,768
Nagel Architects	SDB	Deer District LLC	Architectural & Engineering	\$ 27,900	\$ 27,900
Prism Technical Management & Marketing, LLC	S/DBE	Deer District LLC	Inclusion Monitor - Workforce	\$ 66,278	\$ 66,278
Rinka Chung Architecture, Inc.	S/DBE	M. Arthur Gensler Jr. & Associates, Inc.	Architectural	\$ 152,650	\$ 152,650
Rinka Chung Architecture, Inc.	S/DBE	Deer District LLC	Architectural	\$ 108,153	\$ 72,067
Wrightson, Johnson, Haddon & Williams, Inc.	DBE	M. Arthur Gensler Jr. & Associates, Inc.	AV/IT Design	\$ 2,275	\$ 2,275
Wrightson, Johnson, Haddon & Williams, Inc.	DBE	Rinka Chung Architecture, Inc.	AV/IT Design	\$ 4,225	\$ 0
ZS, LLC	SBE	M. Arthur Gensler Jr. & Associates, Inc.	Structural Engineering	\$ 3,000	\$ 3,000
TOTAL INCLUSION AND AMOUNT PAID				\$ 392,249	\$ 351,938
INCLUSION AS A % OF PROFESSIONAL SERVICES COSTS				35.9%	
INCLUSION AS A % OF PROFESSIONAL SERVICES PAYMENTS MADE				33.2%	
PROFESSIONAL SERVICES COST				\$1,093,990	
TOTAL PROFESSIONAL SERVICES PAYMENTS				\$1,061,370	



Construction Services Inclusion



Worker part of the electrical crew on site.

Placing Fiserv Forum on the network

Abaxent LLC



Above: Adonica Randall, President
Abaxent LLC

"Each day, we figure out what it takes to have a customer for life, not just for one project."

Right: Wayne Piontek, Senior Director
Abaxent LLC

Abaxent LLC was founded by educator and information technology expert, Adonica Randall. Abaxent, a technology brokerage company, is a full-service business solutions provider, custom-fitting solutions for each project and tailoring to each individual customer's needs. By understanding a customer's needs, Abaxent creates the best possible team to get the job done, effectively and efficiently.

Abaxent's strategic IT capabilities served as a critical service for the Fiserv Forum, the largest project in six years for the company. With the talents and skills of 15 to 18 employees allocated to this project, Abaxent implemented the IT infrastructure on the arena. The IT infrastructure included networking, telephones, digital signage and wireless capabilities. As a result of work on the Fiserv Forum, the parking garage and practice facility, new partnerships for Abaxent were formed as well as exposure to an area of the industry that had not been explored before.

Abaxent continues to develop its customer relationships by doing what's right for the customer, as well as for Abaxent. Work on this development has afforded Abaxent additional resources, setting them apart from their competitors and placing them in a position to provide customers with a variety of solutions. Abaxent is in the business of satisfying customer needs, producing expertise and creativity, saving customers time and money, while delivering dynamic products.



Lighting Landmarks on the Milwaukee Skyline

Hiram Power Electric, LLC



Left to right - George Trujillo, Vice President; Shady Sabbagh, Project Manager; and Hiram Croft, President.

Looking to offer another option for a minority-owned electric supply contractor business in the State of Wisconsin, Hiram E. Croft founded Hiram Power in 2005. Hiram Power began as a lighting distribution company and since that time, has morphed into a BIM, Purchase, Prefabrication and Professional Services company. Projects including Northwestern Mutual and the Fiserv Forum have made a major impact on Hiram Power, including an increase from three to forty-five employees in one year.

For the Fiserv Forum project, Hiram Power was tasked with a few roles including purchasing, project management and field installation. At the project's peak, 15 employees from Hiram Power worked on the arena, offering their trades expertise. The increase of employees isn't the only positive news to come from the work associated with this development project. Hiram Power has entered new relationships with mentors and partner companies with other firms working on the Fiserv Forum. In addition, Hiram Power has added new projects outside of the normal spectrum of SBE/DBE, further expanding the business' portfolio.

Hiram Power's tagline, "Imagine It", continues to be a part of the philosophy that guides both its work and company culture. The firm believes in providing exceptional service to exceptional customers, following the belief that whatever is important to the customer is important to Hiram Power.

*"Don't just provide a service to make money.
Provide a service to change an industry or make something better."*

Table 7 - Fiserv Forum: Construction Inclusion through June 30, 2018

SBE, DBE, SDB, OR 8(a) FIRMS	SBE, DBE, SDB or 8(a)	SUBCONTRACTOR TO	SERVICE PERFORMED	CONTRACT AMOUNT	AMOUNT PAID THROUGH 6/30/18
Abaxent, LLC	S/DBE	Johnson Controls, Inc.	Cisco Stadium Hardware & Software	\$ 1,367,373	\$ 843,900
Abaxent, LLC	S/DBE	Johnson Controls, Inc.	Cisco Stadium Hardware & Software	\$ 4,204,100	\$ 3,431,782
Affirmative Supply Co.	SBE	C. M. Morris Group Inc.	Fireproofing Materials	\$ 493,858	\$ 493,858
Applied Flooring Solutions, LLC	DBE	M.A. Mortenson Company	Epoxy Flooring	\$ 356,755	\$ 237,624
Arrow Specialized Carriers, Inc.	SDB	Spancrete, Inc.	Precast Hauling	\$ 242,636	\$ 242,636
Arteaga Construction, Inc.	S/DBE	Langer Roofing & Sheet Metal Inc.	Sheet Metal Fabrication & Installation	\$ 976,898	\$ 879,208
Arteaga Construction, Inc.	S/DBE	M.A. Mortenson Company	Masonry	\$ 4,598,966	\$ 4,422,312
ASAP Fastening Systems, Inc.	DBE	Merrill Iron & Steel, Inc.	Fasteners	\$ 65,514	\$ 65,514
ASAP Fastening Systems, Inc.	DBE	Merrill Iron & Steel, Inc.	Fasteners	\$ 241,071	\$ 241,071
B&D Contractors, Inc.	S/DBE	Construction Supply & Erection, Inc.	Labor and Materials	\$ 300,382	\$ 291,214
Belonger Corporation	SBE	Ice Builders, Inc.	Labor and Materials	\$ 330,596	\$ 330,596
Benchmark LLC	DBE	Irwin Seating Co.	Seating Installation	\$ 744,215	\$ 638,425
Best Erectors, Inc.	S/DBE	Construction Supply & Erection, Inc.	Fabricate & Erect Drink Rails	\$ 57,118	\$ 57,118
Best Erectors, Inc.	S/DBE	Midwest Stairs & Iron, Inc.	Erector	\$ 644,400	\$ 644,400
BMR Design Group, Inc.	SBE	United States Alliance Fire Protection, Inc.	Design	\$ 785,730	\$ 667,641
CButts Electric, Inc.	S/DBE	Uihlein Electric Co., Inc.	Install Pipe and Wire	\$ 402,369	\$ 333,374
Choice Construction Companies, Inc.	S/DBE	Ice Builders, Inc.	Supply and install Rebar/Mesh	\$ 26,905	\$ 26,905
Choice Construction Companies, Inc.	S/DBE	Merrill Iron & Steel, Inc. / JP Cullen & Sons, Inc.	Steel Erection	\$ 1,167,693	\$ 1,161,440
Choice Construction Companies, Inc.	S/DBE	Merrill Iron & Steel, Inc. / JP Cullen & Sons, Inc.	Shoring Tower Rebar	\$ 14,400	\$ 14,400
Choice Construction Companies, Inc.	S/DBE	M.A. Mortenson Company	CIP Concrete (Rebar Install)	\$ 1,600,004	\$ 1,519,571
Choice Construction Companies, Inc.	S/DBE	Spancrete, Inc.	Precast Concrete Erection	\$ 745,704	\$ 682,424
Choice Construction Companies, Inc.	S/DBE	Staff Electric Co., Inc.	Concrete Work	\$ 2,039	\$ 2,039
Choice Construction Companies, Inc.	S/DBE	United Landshapers, LLC	Site Furnishings, Pavers	\$ 185,000	\$ 138,578
CK Gates and Associates LLC	S/DBE	Johnson Controls Inc.	PM, Field Verified/ Contract Mgmt	\$ 290,955	\$ 290,955

Table continued on next page

Fiserv Forum: Construction Inclusion (Continued)

Table 7 - Fiserv Forum: Construction Inclusion through June 30, 2018 - Continued

SBE, DBE, SDB, OR 8(a) FIRMS	SBE, DBE, SDB or 8(a)	SUBCONTRACTOR TO	SERVICE PERFORMED	CONTRACT AMOUNT	AMOUNT PAID THROUGH 6/30/18
CK Gates and Associates LLC	S/DBE	Johnson Controls Inc.	DAS- Project Management	\$ 51,000	\$ 17,788
Courtland LLC	DBE	Egan Company	Supply Curtain Wall Glass/ Framing	\$ 2,148,384	\$ 2,148,384
Courtland LLC	DBE	M.A. Mortenson Company	Hardware	\$ 48,715	\$ 0
Crowley Construction Corp.	DBE	Payne & Dolan, Inc.	Trucking	\$ 2,000	\$ 2,000
D & G Insulation, Inc.	DBE	Ice Builders, Inc.	Mechanical Room Insulation	\$ 35,265	\$ 35,265
D & M Express of Wisconsin, Inc.	DBE	Egan Company	Trucking	\$ 30,000	\$ 28,714
D & M Express of Wisconsin, Inc.	DBE	Merrill Iron & Steel, Inc.	Trucking	\$ 440,334	\$ 440,334
Dairyland Energy Solutions, Inc.	S/DBE	Johnson Controls, Inc.	DAS - Inspection/PM Services	\$ 50,000	\$ 0
Dairyland Energy Solutions, Inc.	S/DBE	Rite-Hite Co., LLC	Electrical	\$ 33,905	\$ 0
Dairyland Energy Solutions, Inc.	S/DBE	Staff Electric Co., Inc.	Generator/Transfer Switch	\$ 988,252	\$ 980,788
Dairyland Energy Solutions, Inc.	S/DBE	Staff Electric Co., Inc. / Johnson Controls Inc.	Labor & Materials	\$ 2,302,418	\$ 1,325,026
Duwe Metal Products, Inc.	DBE	Construction Supply & Erection, Inc.	Miscellaneous Metals	\$ 169,712	\$ 120,085
Duwe Metal Products, Inc.	DBE	Merrill Iron & Steel, Inc.	Furnish & Install Structural Steel	\$ 10,852	\$ 10,852
Duwe Metal Products, Inc.	DBE	Merrill Iron & Steel, Inc.	Misc. Fabrication	\$ 1,149,099	\$ 1,117,340
Duwe Metal Products, Inc.	DBE	Merrill Iron & Steel, Inc.	Lab Mockup Fabrication and Erect	\$ 56,674	\$ 56,674
Duwe Metal Products, Inc.	DBE	Merrill Iron & Steel, Inc.	Joist Supply	\$ 57,415	\$ 57,415
Duwe Metal Products, Inc.	DBE	Merrill Iron & Steel, Inc.	Catwalk Fabrication	\$ 1,500,718	\$ 1,390,042
Duwe Metal Products, Inc.	DBE	Merrill Iron & Steel, Inc. / JP Cullen & Sons, Inc.	Steel Erection - Areas E & F & Temp Bracing, Shoring Tower	\$ 2,298,033	\$ 2,298,033
Duwe Metal Products, Inc.	DBE	Merrill Iron & Steel, Inc. / JP Cullen & Sons, Inc.	Temp Braces	\$ 202,063	\$ 202,063
Emerald City Tile, Inc.	SBE	Grazzini Brothers and Company	Material Supplier	\$ 955,994	\$ 955,994
Equity Supply Group LLC	S/DBE	MG McGrath Inc.	Waterproofing Zinc	\$ 1,000,000	\$ 865,577
Equity Supply Group LLC	SBE	Northern Illinois Terrazzo & Tile	Supply Terrazzo Material	\$ 595,615	\$ 595,615
Express Insulation, Inc.	DBE	Grunau Company, Inc.	Insulation	\$ 2,141,656	\$ 2,141,656
Express Insulation, Inc.	DBE	Hooper Corporation	Insulation	\$ 457,274	\$ 457,274

Table continued on next page

Fiserv Forum: Construction Inclusion (Continued)

Table 7 - Fiserv Forum: Construction Inclusion through June 30, 2018 - Continued

SBE, DBE, SDB, OR 8(a) FIRMS	SBE, DBE, SDB or 8(a)	SUBCONTRACTOR TO	SERVICE PERFORMED	CONTRACT AMOUNT	AMOUNT PAID THROUGH 6/30/18
Express Insulation, Inc.	DBE	Ice Builders, Inc.	Insulation	\$ 5,000	\$ 0
Express Insulation, Inc.	DBE	Johnson Controls, Inc.	Chiller Insulation	\$ 14,220	\$ 0
Hall Trucking	DBE	Spancrete, Inc.	Trucking	\$ 30,240	\$ 30,240
Hard Rock Sawing & Drilling Specialists Company	DBE	Construction Supply & Erection, Inc.	Core Drilling	\$ 2,725	\$ 2,725
Hard Rock Sawing & Drilling Specialists Company	DBE	Hooper Corporation	Saw Cutting/Coring (T&M)	\$ 36,556	\$ 36,556
Hard Rock Sawing & Drilling Specialists Company	DBE	Rams Contracting, LTD.	Saw Cutting/Coring (T&M)	\$ 5,639	\$ 5,639
Hard Rock Sawing & Drilling Specialists Company	DBE	Spancrete, Inc.	Cutting Precast	\$ 9,408	\$ 9,408
Hard Rock Sawing & Drilling Specialists Company	DBE	Staff Electric Co., Inc.	Core Drilling	\$ 54,054	\$ 54,054
Hetzel-Sanfilippo Inc.	DBE	Austad & Son, Inc.	Acoustical Ceilings	\$ 550,000	\$ 444,623
Hetzel-Sanfilippo Inc.	DBE	Austad & Son, Inc./Wall-Tech, Inc.	Labor & Drywall Framing	\$ 92,818	\$ 92,818
Hetzel-Sanfilippo Inc.	DBE	Langer Roofing & Sheet Metal Inc.	Carpentry	\$ 550,668	\$ 495,601
Hetzel Tile & Marble, Inc.	DBE	Grazzini Brothers & Company	Tile Installer	\$ 360,476	\$ 360,476
Hiram Power Electric, LLC	S/DBE	Johnson Controls Inc.	A/V Broadcasting Equipment	\$ 552,775	\$ 360,393
Hiram Power Electric, LLC	S/DBE	Staff Electric Co., Inc.	Electrical Labor & Materials	\$ 1,229,255	\$ 1,033,980
House of Stone, Inc.	SBE	Wilkie Sanderson	Stone Counters	\$ 670,187	\$ 541,169
Hurt Electric Inc.	S/DBE	Pieper Electric Inc. / Johnson Controls, Inc.	Communication Raceway	\$ 459,444	\$ 339,845
Hurt Electric Inc.	S/DBE	Staff Electric Co., Inc.	Distribution Equipment	\$ 2,705,882	\$ 2,686,133
Hurt Electric Inc.	S/DBE	Staff Electric Co., Inc.	Eaton/Powerware	\$ 465,307	\$ 465,307
Hurt Electric Inc.	S/DBE	Staff Electric Co., Inc.	Light Fixtures	\$ 4,834,776	\$ 4,823,120
HVA Products, Inc.	DBE	Grunau Company	HVAC Materials & Equipment	\$ 1,412,625	\$ 1,405,790
HVA Products, Inc.	DBE	Grunau Company	Supply & Install HVAC Vehicle Exhaust System	\$ 111,900	\$ 50,355
JCP Construction LLC	S/DBE	Chenery Bros. Inc.	Waterproofing	\$ 59,773	\$ 59,773
JCP Construction LLC	S/DBE	Ice Builders, Inc.	Vapor Barrier Installation	\$ 68,770	\$ 68,770
JCP Construction LLC	S/DBE	M.A. Mortenson Company	Site Concrete	\$ 754,426	\$ 737,372

Table continued on next page

Fiserv Forum: Construction Inclusion (Continued)

Table 7 - Fiserv Forum: Construction Inclusion through June 30, 2018 - Continued

SBE, DBE, SDB, OR 8(a) FIRMS	SBE, DBE, SDB or 8(a)	SUBCONTRACTOR TO	SERVICE PERFORMED	CONTRACT AMOUNT	AMOUNT PAID THROUGH 6/30/18
JCP Construction LLC	S/DBE	M.A. Mortenson Company	Division 10 Specialities	\$ 1,685,174	\$ 692,801
JCP Construction LLC	S/DBE	M.A. Mortenson Company	Perimeter Security	\$ 1,742,013	\$ 1,742,013
JCP Construction LLC	SBE	Merrill Iron & Steel, Inc. / JP Cullen & Sons, Inc.	Shoring Tower Concrete Footings	\$ 32,892	\$ 29,603
JCP Construction LLC	S/DBE	MG McGrath Inc.	Install Grace HT	\$ 219,714	\$ 219,714
JCP Construction LLC	SBE	SC Railing Company	Railing Installation	\$ 1,471,217	\$ 1,145,824
JCP Construction LLC	S/DBE	Wall-Tech, Inc.	Carpentry	\$ 600,064	\$ 600,064
JCP Construction LLC	S/DBE	Wall-Tech, Inc.	Carpentry	\$ 180,000	\$ 161,316
Ketchum Professional Resources, LLC	DBE	Stafford Smith, Inc.	Supply and Install Equipment	\$ 1,673,165	\$ 1,634,425
Ketchum Professional Resources, LLC	DBE	Stafford Smith, Inc.	Supply and Install Equipment	\$ 329,824	\$ 328,853
McDowell Construction Corporation	SBE	Northway Fence, Inc.	Fencing Materials	\$ 37,288	\$ 37,288
NTL, LLC	SBE	Spancrete Inc.	Trucking	\$ 60,600	\$ 50,000
Nuvo Construction Company, Inc.	S/DBE	Michels Corporation	Pile Materials	\$ 445,785	\$ 445,785
Onyx Communications	DBE	Pieper Electric Inc. / Johnson Controls, Inc.	DAS - Supply and Install Cabling	\$ 105,258	\$ 105,258
PJ's Trucking LLC	SBE	D. F. Tomasini Contractors, Inc.	Trucking	\$ 13,151	\$ 13,151
P.L. Freeman Co.	SBE	Grunau Company, Inc.	Materials and Installation	\$ 2,496,359	\$ 2,496,359
P.L. Freeman Co.	SBE	Hooper Corporation	Labor	\$ 422,167	\$ 406,783
P.L. Freeman Co.	SBE	Langer Roofing & Sheet Metal Inc.	Roofing	\$ 135,179	\$ 117,078
P.L. Freeman Co.	SBE	Stafford Smith, Inc.	Food Service Equipment Installation	\$ 74,500	\$ 66,752
Peachy Clean Commerical and Construction Cleaning LLC	DBE	Grunau Company, Inc.	Cleaning	\$ 4,200	\$ 4,200
Price & Sons, Incorporated	SBE	Hooper Corporation	Materials Supplier	\$ 1,061,842	\$ 1,061,842
Rams Contracting, LTD.	SBE	Ice Builders, Inc.	Excavate Rink Mains	\$ 31,187	\$ 31,187
Rams Contracting, LTD.	SBE	M.A. Mortenson Company	Earthwork / Utilities	\$ 4,702,506	\$ 4,562,781
Rams Contracting, LTD.	SBE	M.A. Mortenson Company	Asphalt Paving	\$ 64,414	\$ 61,193
Rams Contracting, LTD.	SBE	Merrill Iron & Steel, Inc. / JP Cullen & Sons, Inc.	Shoring Tower, Concrete Footing	\$ 4,894	\$ 4,894

Table continued on next page

Fiserv Forum: Construction Inclusion (Continued)

Table 7 - Fiserv Forum: Construction Inclusion through June 30, 2018 - Continued

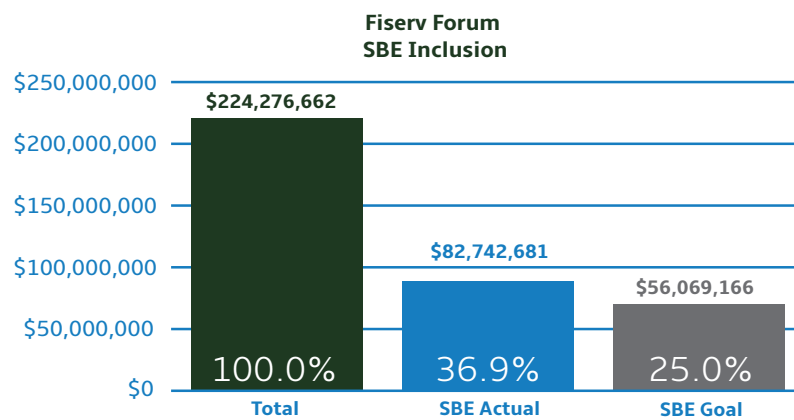
SBE, DBE, SDB, OR 8(a) FIRMS	SBE, DBE, SDB or 8(a)	SUBCONTRACTOR TO	SERVICE PERFORMED	CONTRACT AMOUNT	AMOUNT PAID THROUGH 6/30/18
Rockwell Mechanical LLC	SBE	Grunau Company, Inc.	HVAC	\$ 1,138,835	\$ 1,138,835
Sonag Company, Inc.	DBE	Common Link Construction, LLC	T&M Framing & GWB	\$ 832,645	\$ 832,645
Sonag Ready Mix, LLC	SBE	Ice Builders, Inc.	CIP Concrete (Ready Mix Supplier)	\$ 51,373	\$ 51,373
Sonag Ready Mix, LLC	SBE	M.A. Mortenson Company	CIP Concrete (Ready Mix Supplier)	\$ 2,154,590	\$ 2,060,039
Sonag Ready Mix, LLC	SBE	Michels Corporation	Concrete & Pile Materials	\$ 101,877	\$ 101,877
South Star, Inc.	SBE	Rams Contracting, LTD.	Trucking	\$ 77,527	\$ 77,527
SPE, Inc.	DBE	Grunau Company, Inc.	Install TV Brackets	\$ 19,900	\$ 17,910
Stormwater Plans LLC	DBE	Hooper Corporation	Design BIM Work	\$ 148,810	\$ 148,810
Stormwater Plans LLC	DBE	Uihlein Electric Co., Inc.	Design BIM Work	\$ 33,708	\$ 33,708
Thomas A. Mason Company, Inc.	S/DBE	Dimensional Innovations Corporation	Install Graphics	\$ 74,865	\$ 0
Thomas A. Mason Company, Inc.	S/DBE	Grunau Company, Inc.	Touch-Up/Paint	\$ 23,577	\$ 21,220
Thomas A. Mason Company, Inc.	S/DBE	Ice Builders, Inc.	Painting	\$ 8,762	\$ 8,762
Thomas A. Mason Company, Inc.	S/DBE	M.A. Mortenson Company	Carpet & Resilient Flooring	\$ 2,120,958	\$ 1,766,541
Thomas A. Mason Company, Inc.	S/DBE	M.A. Mortenson Company	Wall Coverings, Painting & Coatings	\$ 2,405,850	\$ 1,969,355
Thomas A. Mason Company, Inc.	SBE	Merrill Iron & Steel, Inc. / JP Cullen & Sons, Inc.	Touch-Up/Paint	\$ 514,401	\$ 454,775
Thomas A. Mason Company, Inc.	SBE	Wall-Tech, Inc.	Drywall, Taping and Finishing	\$ 1,892,140	\$ 1,843,569
Tremmel-Anderson Trucking LLC	S/DBE	Jones Sign Co., Inc.	Trucking	\$ 2,104	\$ 0
Tremmel-Anderson Trucking LLC	S/DBE	Rams Contracting, LTD.	Trucking	\$ 388,910	\$ 388,910
Tremmel-Anderson Trucking LLC	S/DBE	Veit & Company, Inc.	Trucking/Disposal	\$ 55,178	\$ 55,178
Wards Welding & Fabrication, Inc.	SBE	Merrill Iron & Steel, Inc.	Material Supply	\$ 1,446,956	\$ 1,446,956
Wisconsin Utility Exposure, Inc.	SBE	Rams Contracting, LTD.	Utility Locator	\$ 2,694	\$ 2,694

Table continued on next page

Fiserv Forum: Construction Inclusion (Continued)

Table 7 - Fiserv Forum: Construction Inclusion through June 30, 2018 - Continued

SBE, DBE, SDB, OR 8(a) FIRMS	SBE, DBE, SDB or 8(a)	SUBCONTRACTOR TO	SERVICE PERFORMED	CONTRACT AMOUNT	AMOUNT PAID THROUGH 6/30/18
ZS, LLC	SBE	Construction Supply & Erection, Inc.	Structural Engineering	\$ 7,770	\$ 7,770
ZS, LLC	SBE	Grunau Company, Inc.	Structural Engineering	\$ 38,875	\$ 37,965
TOTAL INCLUSION				\$82,742,681	\$75,493,634
INCLUSION AS A % OF CONSTRUCTION COSTS SUBJECT TO INCLUSION				36.9%	
INCLUSION AS A % OF CONSTRUCTION PAYMENTS MADE					37.6%
CONSTRUCTION COST SUBJECT TO INCLUSION				\$224,276,662	
CONSTRUCTION PAYMENTS					\$200,932,648



Interior picture of the arena featuring therapeutic pool for the athletes.



5th Street Parking Structure: Construction Inclusion

Table 8 - 5th Street Parking Structure: Construction Inclusion through June 30, 2018

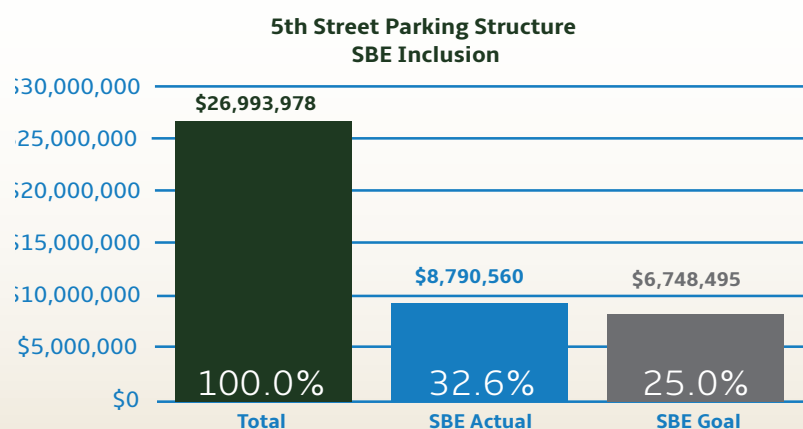
SBE, DBE, SDB, OR 8(a) FIRMS	SBE, DBE, SDB or 8(a)	SUBCONTRACTOR TO	SERVICE PERFORMED	CONTRACT AMOUNT	AMOUNT PAID THROUGH 6/30/18
3G Trucking, LLC	DBE	Lake Edge Logistics, LLC	Trucking	\$ 1,900	\$ 1,900
Best Erectors, Inc.	DBE	Klein Dickert Milwaukee, Inc.	Curtain Wall Erection	\$ 215,202	\$ 215,202
Best Erectors, Inc.	DBE	Midwest Stairs & Iron, Inc.	Barrier Cables	\$ 27,100	\$ 27,100
Best Erectors, Inc.	DBE	Midwest Stairs & Iron, Inc.	Metal Panels	\$ 269,710	\$ 269,710
Choice Construction Companies, Inc.	S/DBE	C. G. Schmidt, Inc.	Reinforcing Steel	\$ 2,032,588	\$ 2,032,588
Choice Construction Companies, Inc.	S/DBE	J. H. Findorff & Son Inc.	Reinforcing Steel	\$ 193,899	\$ 193,899
Duwe Metal Products, Inc.	DBE	J. H. Findorff & Son Inc.	Structural & Misc. Metals	\$ 530,218	\$ 530,218
EFH Trucking LLC	DBE	Lake Edge Logistics, LLC	Trucking & Tipping Fees	\$ 374,380	\$ 374,380
Express Insulation, Inc.	DBE	J. F. Ahern Co.	Fire Protection Insulation	\$ 8,475	\$ 8,475
Express Insulation, Inc.	DBE	J. F. Ahern Co.	HVAC Insulation	\$ 6,390	\$ 6,390
Express Insulation, Inc.	DBE	J. F. Ahern Co.	Plumbing Insulation	\$ 50,335	\$ 50,335
Hard Rock Sawing & Drilling Specialist Company	S/DBE	C.G. Schmidt, Inc.	Sawing Cutting	\$ 9,271	\$ 9,271
Hard Rock Sawing & Drilling Specialist Company	S/DBE	J. H. Findorff & Son Inc.	Wall Sawing	\$ 3,545	\$ 3,545
Harkinson Consulting LLC	DBE	J. H. Findorff & Son Inc.	Labor Compliance Services	\$ 74,292	\$ 74,292
Heider & Bott Company	DBE	Bohmann & Vick, Inc.	Material Supplier	\$ 29,185	\$ 29,185
Hetzel-Sanfilippo Inc.	DBE	J. H. Findorff & Son Inc.	Drywall	\$ 171,227	\$ 167,782
Hiram Power Electric, LLC	S/DBE	Lemberg Electric Company, Inc.	Electrical Materials	\$ 412,563	\$ 412,563
Hiram Power Electric, LLC	S/DBE	Staff Electric Co., Inc.	Supply & Install Struct. Cable	\$ 28,182	\$ 28,182
Hurt Electric Inc.	S/DBE	Uihlein Electric Co., Inc.	Electrical	\$ 16,932	\$ 16,932
HVA Products, Inc.	DBE	J. F. Ahern Co.	HVAC Equipment	\$ 57,055	\$ 57,055
HVA Products, Inc.	DBE	J. F. Ahern Co.	Controls	\$ 25,350	\$ 25,350
JCP Construction LLC	S/DBE	J. H. Findorff & Son Inc.	General Trades/ Carpentry	\$ 175,467	\$ 175,467
KMI Construction LLC	SBE	J. H. Findorff & Son Inc.	Masonry	\$ 1,517,092	\$ 1,517,092
LF Green Development, LLC	S/DBE	Michels Corporation	Construction Staking	\$ 3,823	\$ 3,823
Marek Landscaping, LLC	DBE	Edgerton Contractors, Inc.	Erosion Control	\$ 2,881	\$ 2,881

Table continued on next page

5th Street Parking Structure: Construction Inclusion (Continued)

Table 8 - 5th Street Parking Structure: Construction Inclusion through June 30, 2018 - Continued

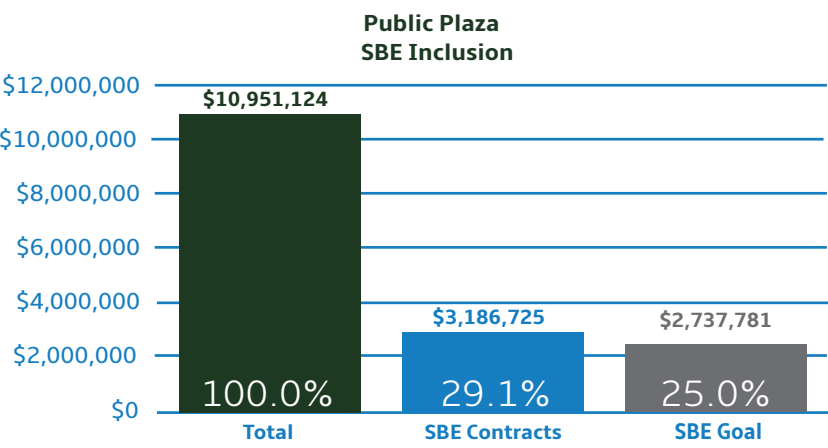
SBE, DBE, SDB, OR 8(a) FIRMS	SBE, DBE, SDB or 8(a)	SUBCONTRACTOR TO	SERVICE PERFORMED	CONTRACT AMOUNT	AMOUNT PAID THROUGH 6/30/18
Nuvo Construction Company, Inc.	S/DBE	Michels Corporation	Pile Material Supplier	\$ 263,729	\$ 263,729
Price and Sons, Incorporated	S/DBE	J. F. Ahern Co.	Plumbing Material Supplier	\$ 47,982	\$ 47,982
Renegade Trucking, LLC	SBE	Lake Edge Logistics, LLC	Trucking	\$ 708	\$ 708
Sanchez Painting Contractors, Inc.	SBE	J. H. Findorff & Son Inc.	Painting	\$ 201,871	\$ 201,871
Sanchez Painting Contractors, Inc.	SBE	J. H. Findorff & Son Inc.	Concrete Sealing	\$ 38,567	\$ 38,567
Sonag Ready Mix, LLC	SBE	C. G. Schmidt, Inc.	Ready Mix Concrete	\$ 1,741,420	\$ 1,741,420
Sonag Ready Mix, LLC	SBE	Michels Corporation	Ready Mix Concrete	\$ 31,462	\$ 31,462
Sonag Ready Mix, LLC	SBE	J. H. Findorff & Son Inc.	Ready Mix Concrete	\$ 202,455	\$ 202,455
Sonag Ready Mix, LLC	SBE	J. H. Findorff & Son Inc.	Precast Grout Mix	\$ 390	\$ 390
Sonag Ready Mix, LLC	SBE	Stark Pavement Corporation	Ready Mix Concrete	\$ 17,695	\$ 17,695
South Star, Inc.	S/DBE	Lake Edge Logistics, LLC	Trucking	\$ 5,752	\$ 5,752
South Star, Inc.	S/DBE	Stark Pavement Corporation	Trucking	\$ 1,467	\$ 1,467
TOTAL INCLUSION				\$ 8,790,560	\$ 8,787,115
INCLUSION AS A % OF CONSTRUCTION COST SUBJECT TO INCLUSION				32.6%	
INCLUSION AS A % OF CONSTRUCTION PAYMENTS MADE				32.6%	
CONSTRUCTION COST SUBJECT TO INCLUSION				\$ 26,993,978	
CONSTRUCTION PAYMENTS				\$ 26,993,978	



Public Plaza: Construction Inclusion

Table 9 - Public Plaza: Construction Inclusion through June 30, 2018

SBE, DBE, SDB, OR 8(a) FIRMS	SBE, DBE, SDB or 8(a)	SUBCONTRACTOR TO	SERVICE PERFORMED	CONTRACT AMOUNT	AMOUNT PAID THROUGH 6/30/18
Arteaga Construction, Inc.	SBE	Superior Masonry Builders, Inc.	Supply and Install Bollards and Gate Fence	\$ 831,038	\$ 460,596
Arteaga Construction, Inc.	SBE	Superior Masonry Builders, Inc.	Supply and Install Bollards and Gate Fence	\$ 79,750	\$ 0
Arteaga Construction, Inc.	SBE	Veit & Company, Inc.	Crane Rigging & Lifting Services	\$ 192,748	\$ 192,748
Autumn Trucking, Inc.	SBE	Veit & Company, Inc.	Trucking/Fuel Delivery	\$ 35,932	\$ 35,932
Best Ed, LLC	SBE	Hunzinger Construction Company	Supplies	\$ 1,695	\$ 1,695
Flores Contractors, Inc.	DBE	Veit & Company, Inc.	Erosion Control Measures	\$ 2,006	\$ 2,006
Hard Rock Sawing & Drilling Specialists Company	SBE	Veit & Company, Inc.	Saw Cutting/Core Drilling	\$ 40,235	\$ 40,235
Hero Plumbing, LLC	DBE	Cornerstone Plumbing, LLC	Installation of Trench Drains	\$ 142,744	\$ 0
Hurt Electric, Inc.	DBE	Pieper Electric, Inc.	Supply and Install Electrical Materials	\$ 368,065	\$ 0
KMI Construction LLC	DBE	Common Links Construction LLC	Air Vapor Barrier & Installation	\$ 97,325	\$ 0
Price and Sons, Incorporated	S/DBE	Cornerstone Plumbing, LLC	Distributor	\$ 12,740	\$ 0
Rams Contracting, LTD.	S/DBE	Hunzinger Construction Company	Site Demo and Earthwork	\$ 735,780	\$ 325,755
Sonag Ready Mix, LLC	SBE	Cornerstone Plumbing, LLC	Supply Concrete Ready Mix	\$ 8,000	\$ 0
Sonag Ready Mix, LLC	SBE	Superior Masonry Builders, Inc.	Supply Concrete Ready Mix	\$ 203,000	\$ 0
Sonag Ready Mix, LLC	SBE	Superior Masonry Builders, Inc.	Supply Concrete Ready Mix	\$ 13,920	\$ 0
Thomas A. Mason Company, Inc.	S/DBE	Hunzinger Construction Company	Painting	\$ 145,743	\$ 0
Tremmel-AndersonTrucking LLC	S/DBE	Cornerstone Plumbing, LLC	Trucking	\$ 70,000	\$ 0
Tremmel-AndersonTrucking LLC	S/DBE	Veit & Company, Inc.	Trucking	\$ 206,004	\$ 206,004
TOTAL INCLUSION				\$ 3,186,725	\$1,264,971
INCLUSION AS A % OF CONSTRUCTION COST SUBJECT TO INCLUSION				29.1%	
INCLUSION AS A % OF CONSTRUCTION PAYMENTS MADE					33.6%
CONSTRUCTION COST SUBJECT TO INCLUSION				\$10,951,124	
CONSTRUCTION PAYMENTS					\$3,760,593



Worker sweeping after seats installation.



Worker installing seats.



RPP Inclusion



Workers cutting out floor panels.

LIFE LONG BUCKS FAN HELPS BUILD FISERV FORUM

Devin Robinson - Superior Masonry - Laborer- 1st year Apprentice



"I am honored to be building the arena as a Milwaukee Bucks fan"

Devin Robinson is a Laborer, first year apprentice and he has been working on the Public Plaza project for two months. After completing several applications and getting call from various companies, Devin took an offer of employment with Superior Masonry.

He starts his day onsite getting tools out in preparation for work, participating in the morning meeting with the crew and discussing the tasks for the day. The average work day on site for Devin is setting forms, puddle and concrete and cleaning up the site." I choose to be a laborer because I wanted to start from the bottom on up learning all there is to know about the construction trades," states Devin.

Devin's first taste of construction was five years ago; working with his uncle who also works in construction. His uncle advised him of the field and how lucrative it could be, but it demands a lot of hard work. "Besides being hard work, you get to learn something new every day and later you get to see projects in your city that you have helped build," stated Devin. "Since becoming full time in the construction field it has allowed me the opportunity to save money and purchase a vehicle." Devin believes that if young adults start in the high schools at the sophomore level, it's possible to understand the trades better. "This will increase a bigger and better workforce and kids would know what they want to do in life at an early age."

Devin takes a positive outlook at life. He enjoys going to work because he knows that he is making a difference. It is fulfilling for Devin to be able to say that he has been apart of revitalizing larger projects like the Fiserv Forum. Devin has been a life long fan of the Milwaukee Bucks and "I am honored to be building the Arena as a Milwaukee Bucks Fan."

FROM NON-UNION TO UNION

Brandon Callow - Hunzinger Construction Company - Laborer



"I'm happy with the work I'm doing as laborer"

Brandon has been working on the Public Plaza Project since October of 2017 as a Laborer for Hunzinger Construction Company. He has been with this company for over two years and a RPP Certified worker for over three years.

When deciding which trade to take up, Brandon chose to be a laborer because the entrance test was soon approaching, and he was ready to get his hands in the trades. "I'm happy with the work I'm doing as laborer," Brandon stated.

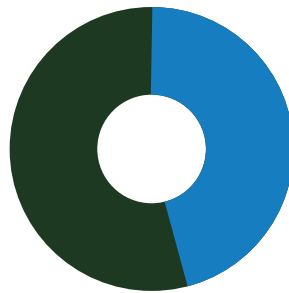
Mr. Callow has been in construction since he graduated from high school, as a non-union laborer. The lure of more dollars per hour and the chance to have medical and life insurance made him join the union. Throughout his construction journey, Brandon explained that construction was a great career choice, which has earned him a nice salary and good lifestyle.

Being RPP Certified has helped him maintain steady work, which has brought financial stability to him and his family. James plans to continue expanding his construction knowledge. Brandon enjoys working on projects that helps redevelopment the City of Milwaukee. "It's nice to have a hand in it. When I drive around Milwaukee, I can now say I was a part of that project," says Brandon.

Table 10 - Fiserv Forum RPP Inclusion through June 30, 2018

Total Construction Hours	1,595,125.1
RPP Target Based on Total Hours (multiplied by 40%)	638,050.0
Applicable RPP Goal	40.0%
Total RPP Hours	674,159.2
RPP Hours Above (Below) Goal	36,109.1
RPP Percentage (Total RPP Construction Hours/Total Construction Hours Worked)	42.3%

Fiserv Forum Residents Preference Program (RPP) Inclusion



- **42.3% RPP Participation**
674,159.2 Total RPP Hours
 - **57.7% Non-RPP Participation**
920,966.0 Total Non-RPP Hours
- 1,595,125.1 Total Workforce Hours

Table 11 - Fiserv Forum: RPP Inclusion (excluding Non-Wisconsin residents) through June 30, 2018

Total Construction Hours	1,595,125.1
Less Hours Worked by Non-Wisconsin Residents	77,142.3
Construction Hours Worked by Wisconsin Residents Only	1,517,982.9
RPP Hours	674,159.2
RPP Participation Percentage (Excluding non-Wisconsin residents)	44.4%

Milwaukee Code of Ordinances (MCO) Section 355-7(1)(a) notes that for the purpose of calculating RPP participation "...worker hours'... excludes the number of hours of work performed by all non-Wisconsin residents."

Table 12 - Fiserv Forum: RPP Inclusion by Contractor through June 30, 2018

CONTRACTOR	SUBCONTRACTOR TO	SERVICE PERFORMED	WORKFORCE HOURS	RPP INCLUSION HOURS THROUGH 6/30/18
M. A. Mortenson Company	General Contractor	Concrete	175,663.0	69,853.0
Acuren Inspection	Sports Facility Acoustics	Testing/Inspection	2,575.0	0.0
AMJ Construction	W.L Hall Co.	General Construction	134.5	0.0
API Construction Company	J.P. Cullen & Sons, Inc.	Siding/Roofing	56.0	0.0
API Construction Company	P.L. Freeman Co.	Siding/Roofing	4,044.5	1,968.0
API Construction Company	M. A. Mortenson Company	Siding/Roofing	2,881.5	1,182.5
Applied Flooring Solutions LLC	M. A. Mortenson Company	Flooring	2,464.8	1,294.5
Arteaga Construction, Inc.	Langer Roofing & Sheet Metal Inc.	Masonry	2,620.5	1,310.5
Arteaga Construction, Inc.	M. A. Mortenson Company	Masonry	50,940.0	21,162.0
Athletica Sports Systems, Inc.	Ice Builders, Inc.	Dasher Board Installation	353.5	0.0
Austad & Son, Inc.	M. A. Mortenson Company	Acoustical Tile	10,178.0	2,878.0
Austad & Son, Inc.	Wall-Tech, Inc.	Acoustical Tile	6,239.0	2,506.5
Automatic Entrances of WI	Egan Company	Door Installation	139.3	0.0
Automatic Entrances of WI	Laforce, Inc.	Door Installation	35.3	0.0
B&D Contractors, Inc.	Constructions Supply & Erection, Inc.	Fabrication/ Installation	3,275.0	1,933.0
Badger Ladder/Scaffold LLC	Thomas A. Mason Company, Inc.	Scaffolding/Ladders	2,541.0	935.0
Badger Scaffold	Staff Electric Co., Inc.	Scaffolding/Ladders	125.8	14.8
Balestrieri Environmental & Development, Inc.	Veit & Company, Inc.	Hazardous Material Remediation	68.0	34.0
Belonger Corporation, Inc.	Ice Builders, Inc.	Mechanical/Plumbing	1,220.0	605.0
Benchmark, LLC	Irwin Seating Company	Seating	17,204.3	9,283.5
Beson & Houle, LLC	Arbon Equipment	Structural Steel	1,187.5	360.5
Best Erectors, Inc.	Constructions Supply & Erection, Inc.	Steel Erection	240.8	13.8
Best Erectors, Inc.	Midwest Stairs & Iron, Inc.	Steel Erection	5,770.0	4,007.0
Bevstream Corporation	Perlick Company	Installation of Beverage Piping	1,872.0	968.0
C.M. Morris Group, Inc.	M. A. Mortenson Company	Sprayed Applied Fireproofing	23,822.0	11,878.0

Table continued on next page

Table 12 - Fiserv Forum: RPP Inclusion by Contractor through June 30, 2018 - Continued

CONTRACTOR	SUBCONTRACTOR TO	SERVICE PERFORMED	WORKFORCE HOURS	RPP INCLUSION HOURS THROUGH 6/30/18
CButts Electric, LLC	Uihlein Electric Co., Inc.	Electrical	5069.75	1,391.5
Chenery Brothers Inc.	M. A. Mortenson Company	Damproofing & Waterproofing	218.0	0.0
Choice Construction Companies, Inc.	Ice Builders, Inc.	Concr Reinf & PT Installation	146.5	35.5
Choice Construction Companies, Inc.	J.P. Cullen & Sons, Inc.	Concr Reinf & PT Installation	10,716.0	4,954.0
Choice Construction Companies, Inc.	Staff Electric Co., Inc.	Concr Reinf & PT Installation	20.5	15.0
Choice Construction Companies, Inc.	Spancrete, Inc.	Concr Reinf & PT Installation	3,581.5	1,878.5
Choice Construction Companies, Inc.	M. A. Mortenson Company	Concr Reinf & PT Installation	16,847.5	7,249.0
Choice Construction Companies, Inc.	United Landshapers LLC	Concr Reinf & PT Installation	150.5	0.0
Common Links Construction, LLC	M. A. Mortenson Company	Steel/Stud/Drywall	15,714.5	6,790.0
Construction Supply & Erection, Inc.	M. A. Mortenson Company	Erection	719.3	141.8
Concrete & Masonry Restoration, LLC	M. A. Mortenson Company	Restoration	154.5	5.3
Crowley Construction Corporation	Rams Contracting, LTD.	Pavement Marking	16.5	5.5
D & G Insulation, Inc.	M. A. Mortenson Company	Insulation	126.0	0.0
D.F. Tomasini Contractors, Inc.	Staff Electric Co., Inc./ Rams Contracting, LTD.	Site Utilities	5862	1,141.5
Dairyland Energy Solutions, Inc.	Arbon Equipment	Electrical	672.5	2.5
Dairyland Energy Solutions, Inc.	Johnson Controls, Inc.	Electrical	5,583.0	4,381.0
Dairyland Energy Solutions, Inc.	Staff Electric Co., Inc.	Electrical	1,554.0	1,554.0
Daktronics, Inc.	M. A. Mortenson Company	Video Display	2,553.3	0.0
Dawes Rigging & Crane Rental, Inc.	Choice Construction Companies Inc.	Rigging/Erecting	850.5	0.0
Dawes Rigging & Crane Rental, Inc.	Common Links Construction, LLC	Rigging/Erecting	9.0	0.0
Dawes Rigging & Crane Rental, Inc.	Egan Company	Rigging/Erecting	489.0	0.0
Dawes Rigging & Crane Rental, Inc.	Grunau Company, Inc.	Rigging/Erecting	976.5	0.0
Dawes Rigging & Crane Rental, Inc.	J.P. Cullen & Sons, Inc.	Rigging/Erecting	913.8	0.0
Dawes Rigging & Crane Rental, Inc.	Midwest Stairs & Iron, Inc.	Rigging/Erecting	391.0	0.0
Dawes Rigging & Crane Rental, Inc.	Wall-Tech, Inc.	Rigging/Erecting	1,475.0	0.0

Table continued on next page

Table 12 - Fiserv Forum: RPP Inclusion by Contractor through June 30, 2018- Continued

CONTRACTOR	SUBCONTRACTOR TO	SERVICE PERFORMED	WORKFORCE HOURS	RPP INCLUSION HOURS THROUGH 6/30/18
Daxam Inc	Jones Sign Co., Inc.	Digital Image	156.0	0.0
Deangelis Construction LLC	Rams Contracting, LTD.	Concrete	394.0	168.3
DJ Rossetti Inc	Ice Builders, Inc.	Concrete	246.5	36.0
Doral Corporation	Ice Builders, Inc.	Rigging/Erecting	53.0	9.0
Doral Corporation	JCP Construction LLC	Rigging/Erecting	10,779.0	2,969.0
Doral Corporation	Staff Electric Co., Inc.	Rigging/Erecting	1,296.5	291.5
Doral Corporation	Jones Sign Co., Inc.	Rigging/Erecting	169.5	0.0
Duwe Metal Products, Inc.	Constructions Supply & Erection, Inc.	Structural Fabrication	1,366.5	151.5
Duwe Metal Products, Inc.	J.P. Cullen & Sons, Inc.	Structural Fabrication	22,688.5	14,985.5
Earthwise Environmental	Ice Builders Inc	Water Treatment Solutions	4.0	0.0
Egan Company	M. A. Mortenson Company	Aluminum Entrances, Storefront	18,280.0	9,293.0
Express Insulation, Inc.	Hooper Corporation	Insulation	36,008.5	16,891.0
Express Insulation	Ice Builders Inc.	Insulation	132.0	132.0
Express Insulation	Johnson Controls, Inc.	Insulation	62.0	62.0
Gagnon, Inc.	Thomas A. Mason Company, Inc.	Insulation/Scaffolding/ Fireproofing	695.0	0.0
Gateway Concrete Forming Systems, Inc.	M. A. Mortenson Company	Concrete Shoring	357.0	0.0
Grazzini Brothers & Company	M. A. Mortenson Company	Commercial Tile/Flooring	26,536.0	9,872.5
Grunau Company, Inc.	M. A. Mortenson Company	HVAC	103,706.6	46,435.2
Hard Rock Sawing & Drilling Specialists Co.	Choice Construction Companies, Inc.	Concrete Saw Cutting	4.0	0.0
Hard Rock Sawing & Drilling Specialists Co.	Constructions Supply & Erection, Inc.	Concrete Saw Cutting	112.0	0.0
Hard Rock Sawing & Drilling Specialists Co.	Hooper Corporation	Concrete Saw Cutting	91.0	0.0
Hard Rock Sawing & Drilling Specialists Co.	Rams Contracting, LTD.	Concrete Saw Cutting	9.5	0.0
Hard Rock Sawing & Drilling Specialists Co.	Spancrete, Inc.	Concrete Saw Cutting	20.5	0.0
Hard Rock Sawing & Drilling Specialists Co.	Staff Electric Co., Inc.	Concrete Saw Cutting	155.5	0.0

Table continued on next page

Table 12 - Fiserv Forum: RPP Inclusion by Contractor through June 30, 2018 - Continued

CONTRACTOR	SUBCONTRACTOR TO	SERVICE PERFORMED	WORKFORCE HOURS	RPP INCLUSION HOURS THROUGH 6/30/18
Hetzel-Sanfilippo, Inc.	Austad & Son, Inc.	Gypsum Wallboard	889.5	326.0
Hetzel-Sanfilippo, Inc.	Langer Roofing & Sheet Metal Inc.	Gypsum Wallboard	3,652.0	1,616.5
Hetzel-Sanfilippo, Inc.	Wall-Tech, Inc.	Gypsum Wallboard	782.0	312.0
Hetzel Tile & Marble, Inc.	Grazzini Brothers & Company	Tile/Marble	4,570.5	1,655.0
High Voltage Maintenance	Staff Electric Co., Inc.	Electrical	381.5	0.0
Hiram Power Electric, LLC	Staff Electric Co., Inc.	Electrical	4,042.0	2,046.3
Hooper Corporation	M. A. Mortenson Company	Plumbing	60,329.5	21,754.5
House of Stone Inc	Wilkie Sanderson	Fabricator/Installer of natural/ manufactured stone	1162.5	0.0
Hurt Electric, Inc.	Pieper Electric, Inc./ DAS, LLC	Electrical	885.5	752.5
Hurt Electric, Inc.	Staff Electric Co., Inc.	Electrical	8,937.3	3,924.0
Ice Builders, Inc.	M. A. Mortenson Company	Store Refrigeration/Ice	872.0	0.0
Ideal Crane Rental, Inc.	Choice Construction Companies, Inc.	Crane Rental	352.5	169.5
Ideal Crane Rental, Inc.	Grunau Company, Inc.	Crane Rental	3.0	0.0
Ideal Crane Rental, Inc.	Langer Roofing & Sheet Metal Inc.	Crane Rental	1,781.3	0.0
International Erectors, Inc.	Spancrete, Inc.	Steel Erection	3,725.0	0.0
JCP Construction LLC	J.P. Cullen & Sons, Inc.	Install Portion of Acoustical Ceilings	117.5	81.0
JCP Construction LLC	M. A. Mortenson Company	Install Portion of Acoustical Ceilings	25,444.0	13,155.3
JCP Construction LLC	MG McGrath, Inc.	Install Portion of Acoustical Ceilings	1,538.9	1,538.9
JCP Construction LLC	SC Railing Company	Install Portion of Acoustical Ceilings	4,645.3	2,894.8
JCP Construction LLC	Wall-Tech, Inc.	Install Portion of Acoustical Ceilings	6,336.5	2,250.0
Jones Sign Co., Inc.	M. A. Mortenson Company	Digital Image	2,167.7	0.0
J.P. Cullen & Sons, Inc.	Merrill Iron & Steel, Inc.	Steel Fabrication	55,918.0	20,593.0
J.P. Cullen & Sons, Inc.	Daktronics, Inc.	Steel Fabrication	4,455.0	2,385.0
Kaemmerlen Parts & Service	Stafford-Smith Inc.	Electrical Services	6,296.0	4,145.5
Kone, Inc.	M. A. Mortenson Company	Elevators	15,968.3	0.0

Table continued on next page

Table 12 - Fiserv Forum: RPP Inclusion by Contractor through June 30, 2018 - Continued

CONTRACTOR	SUBCONTRACTOR TO	SERVICE PERFORMED	WORKFORCE HOURS	RPP INCLUSION HOURS THROUGH 6/30/18
Langer Roofing & Sheet Metal Inc.	M. A. Mortenson Company	Roofing	33,200.0	12,671.3
Metropolitan Mechanical Contractors, Inc.	Grunau Company, Inc.	General Contracting	1,820.0	0.0
MG McGrath, Inc.	M. A. Mortenson Company	Metal Roof and Wall Panels	49,574.5	19,501.3
MG McGrath, Inc.	Wilkie Sanderson	Metal Roof and Wall Panels	379.0	0.0
Michels Corporation	Rams Contracting, LTD.	Site Remediation, Piles Caissons	473.0	189.0
Michels Corporation	M. A. Mortenson Company	Dynamic Compaction & Deep Foundations/Piles	7,245.0	2,904.5
Mid State Traffic Control, Inc.	M. A. Mortenson Company	Traffic Control	4.0	0.0
Milwaukee Lawn Sprinkler Corp.	United Landshapers, LLC	Lawn Service	401.5	351.3
Mortl Restoration, Inc.	Spancrete, Inc.	Restoration	7,357.5	4,686.5
Mountain Products, Inc.	Parsons Electric LLC	Exercise Equipment	1,933.0	0.0
Northern Illinois Terrazzo & Tile Company	M. A. Mortenson Company	Commercial Tile/Flooring	9,980.0	2,209.0
Northway Fence, Inc.	M. A. Mortenson Company	Temporary Fence/ Installation	128.0	0.0
Onyx Communications	Pieper Electric, Inc./ DAS, LLC	Data Antenna System	617.0	0.0
P.L. Freeman Co.	Grunau Company, Inc.	Plumbing/HVAC	4,411.8	1,419.5
P.L. Freeman Co.	Hooper Corporation	Plumbing/HVAC	5,100.3	5,100.3
P.L. Freeman Co.	Langer Roofing & Sheet Metal Inc.	Plumbing/HVAC	1,668.0	1,668.0
P.L. Freeman Co.	Stafford-Smith Inc.	Plumbing/HVAC	1,410.0	1,440.0
Payne & Dolan, Inc.	Rams Contracting, LTD.	Earthwork/Site Utilities	147.3	11.0
Peachy Clean Commerical & Construction Cleaning LLC	M. A. Mortenson Company	Commerical Cleaning	808.0	0.0
Pieper Electric, Inc.	Johnson Controls, Inc. - DAS	Electrical	13,598.5	5,838.5
Pieper Electric, Inc. dba Pro Lightning Protection	Staff Electric Co., Inc.	Electrical	649.0	0.0
Pieper Electric, Inc.	Globenet Telecommunications, LLC	Electrical	1,110.0	0.0
PJ's Trucking, LLC	D.F. Tomasini Contractors, Inc.	Trucking	125.3	0.0
Price Erecting	Grunau Company, Inc.	Steel Erection	2,865.5	0.0
Price Erecting	J.P. Cullen & Sons, Inc.	Rigging/Erecting	2,843.0	0.0

Table continued on next page

Table 12 - Fiserv Forum: RPP Inclusion by Contractor through June 30, 2018 - Continued

CONTRACTOR	SUBCONTRACTOR TO	SERVICE PERFORMED	WORKFORCE HOURS	RPP INCLUSION HOURS THROUGH 6/30/18
Rams Contracting, LTD.	M. A. Mortenson Company	Earthwork/Site Utilities	17,233.5	6,595.0
Rams Contracting, LTD.	Ice Builders, Inc.	Earthwork/Site Utilities	103.8	25.3
Rockwell Mechanical LLC	Grunau Company, Inc.	HVAC	1,442.5	1,442.5
Sid's Sealants LLC	Arteaga Construction, Inc.	Caulking/Waterproofing	2,727.0	1,126.0
Sid's Sealants LLC	Egan Company	Caulking/Waterproofing	2,896.0	1,172.5
Sid's Sealants LLC	Langer Roofing & Sheet Metal Inc.	Caulking/Waterproofing	503.5	0.0
Sid's Sealants LLC	Wall-Tech, Inc.	Caulking/Waterproofing	4,102.1	1,798.3
Sid's Sealants LLC	M. A. Mortenson Company	Caulking/Waterproofing	810.2	346.5
Sonag Company, Inc.	Common Links Construction, LLC	Concrete Pouring	6,265.5	5,233.5
Sopinski Trenching & Excavating, LLC	Staff Electric Co., Inc	Excavating	2,655.0	0.0
South Star, Inc.	Rams Contracting, LTD.	Trucking	776.5	430.0
Sports Facility Acoustics Inc.	M. A. Mortenson Company	Acoustical Installer	659.0	0.0
SPE Inc.	Grunau Company, Inc.	Steel/ Precast/ Crane Erection	274.0	118.5
Staff Electric Co., Inc.	Daktronics, Inc.	Electrical	5,973.5	2,784.3
Staff Electric Co., Inc.	Johnson Controls, Inc.	Electrical	88,413.0	39,317.8
Staff Electric Co., Inc.	Johnson Controls, Inc./ DAS, LLC	Electrical	4,791.0	1,975.0
Staff Electric Co., Inc.	M. A. Mortenson Company	Electrical	212,061.8	111,160.8
Staff Electric Co., Inc.	Parsons Electric LLC	Electrical	21,613.8	9,455.3
Superl, Inc.	Egan Company	Commercial Insulation	271.0	0.0
Theresa Tremmel Trucking, LLC	Rams Contracting, LTD.	Trucking	3,308.5	2,587.5
Thomas A. Mason Company, Inc.	M. A. Mortenson Company	Painting/Flooring	55,740.6	23,667.1
Tiffin Scenic Studios, Inc.	M. A. Mortenson Company	Stage Equipment Installation	529.0	0.0
Total Mechanical, Inc.	Stafford-Smith Inc.	Mechanical/Plumbing	682.5	284.0
Tremmel - Anderson Trucking, LLC	Veit & Company, Inc.	Trucking	21.8	5.0
Uihlein Electric Co., Inc.	Ice Builders, Inc.	Electrical	467.0	165.0

Table continued on next page

Table 12 - Fiserv Forum: RPP Inclusion by Contractor through June 30, 2018 - Continued

CONTRACTOR	SUBCONTRACTOR TO	SERVICE PERFORMED	WORKFORCE HOURS	RPP INCLUSION HOURS THROUGH 6/30/18
United Construction & Fence LLC	Northway Fence, Inc.	Temporary Fence/ Installation	577.5	577.5
United Landshapers LLC	M. A. Mortenson Company	Commerical Landscape	1,997.6	1,176.6
United States Alliance Fire Protection Inc.	M. A. Mortenson Company	Fire Protection	14,826.3	7,815.8
United States Alliance Fire Protection Inc.	Starfire Extinguisher Co - Stafford-Smith Inc.	Fire Protection	181.0	0.0
Veit & Company, Inc.	M. A. Mortenson Company	Demolition/Abatement	358.0	301.5
W.L. Hall Co.	JCP Construction LLC	Interior Building Systems/Exterior Finishes	334.0	0.0
Wall-Tech, Inc.	M. A. Mortenson Company	Structural & Metal Stud Framing	147,999.3	49,319.6
Zone Mechanical North LLC	Stafford-Smith Inc.	Commercial Refrigeration/HVAC	3,306.0	0.0
Zentih Tech, Inc.	JCP Construction LLC	Civil Construction	514.0	0.0
TOTAL WORKFORCE HOURS			1,595,125.1	674,159.2
RPP PERCENTAGE REQUIREMENT			40.0%	
RPP PERCENTAGE TO DATE				42.3%

Worker installing display panels at the entrance lobby of the arena.



Fiserv Forum: RPP Inclusion by Zip Code & Trade

Table 13 - Fiserv Forum: RPP Inclusion by Zip Code & Trade

Trade	# OF RPP WORKERS	ZIP CODE	TOTAL RPP HOURS THROUGH 6/30/18
Acoustic Ceiling Tile Installer	1	53202	1,161.5
	1	53206	302.0
	2	53207	640.5
	1	53208	384.0
	2	53209	1,334.0
	2	53210	1,425.5
	1	53212	667.0
	1	53214	145.5
	2	53215	136.5
	2	53216	299.5
	1	53218	38.5
	2	53219	1,004.0
	1	53221	229.0
	1	53223	1,153.0
	1	53233	802.0
Bricklayer	1	53204	1,559.0
	1	53207	1,904.0
	1	53210	1,615.5
	1	53216	1,738.0
	1	53219	69.0
	1	53221	2,059.0
	1	53223	463.0
	1	53225	24.0
Carpenter	1	53233	1,060.5
	4	53204	5,026.0
	5	53206	6,353.3

Table continued on next page

Table 13 - Fiserv Forum: RPP Inclusion by Zip Code & Trade - Continued

Trade	# OF RPP WORKERS	ZIP CODE	TOTAL RPP HOURS THROUGH 6/30/18
Carpenter (Continued)	7	53207	6,642.3
	5	53208	4,572.5
	9	53209	8,270.0
	6	53210	4,009.9
	4	53212	3,684.0
	1	53213	544.0
	16	53215	11,577.0
	4	53216	2,930.5
	4	53218	2,642.5
	4	53219	3,503.0
	4	53220	3,142.8
	10	53221	8,272.5
	4	53222	4,344.5
	3	53223	7,057.0
	4	53225	1,279.0
	2	53227	1,580.5
	1	53228	3,128.5
	1	53233	1,157.5
Carpet Layer/Soft Floor Coverer	1	53208	837.0
	1	53215	1,217.5
Cement Finisher	3	53205	3,742.5
	2	53207	1,456.5
	1	53209	21.0
	1	53216	139.0
	1	53218	536.0
	1	53219	21.5
	1	53220	119.5

Table continued on next page

Table 13 - Fiserv Forum: RPP Inclusion by Zip Code & Trade - Continued

Trade	# OF RPP WORKERS	ZIP CODE	TOTAL RPP HOURS THROUGH 6/30/18
Cement Finisher (Continued)	1	53223	1,148.5
	1	53224	1,019.0
Drywall Taper/Finisher	1	53202	609.0
	1	53204	259.5
	2	53207	2,981.5
	1	53208	1,449.0
	1	53209	91.5
	11	53215	13,414.5
	2	53219	1,309.5
	2	53220	985.0
	1	53221	305.5
	3	53202	3,543.3
Electrician	4	53204	4,071.8
	3	53205	3,549.3
	2	53206	3,307.5
	18	53207	23,373.5
	7	53208	6,188.5
	4	53209	3,524.8
	8	53210	7,431.0
	2	53211	2,340.8
	4	53212	2,433.0
	3	53214	4,292.0
	8	53215	10,503.0
	5	53216	7,966.0
	5	53218	12,136.8
	7	53219	10,515.0
	6	53220	14,955.8

Table continued on next page

Table 13 - Fiserv Forum: RPP Inclusion by Zip Code & Trade - Continued

Trade	# OF RPP WORKERS	ZIP CODE	TOTAL RPP HOURS THROUGH 6/30/18
Electrician (Continued)	15	53221	22,852.5
	3	53222	6,286.0
	4	53223	3,976.8
	3	53224	2,069.8
	2	53225	697.5
	1	53228	79.5
Fence Erector	2	53204	264.5
	2	53215	148.5
	1	53220	164.5
Fire Sprinkler Fitter	1	53208	1,898.5
	1	53214	1,507.0
	1	53214	2,051.5
	1	53220	884.0
Glazier	1	53209	243.3
	2	53212	3,174.3
	1	53216	58.0
	1	53219	1,552.0
	1	53223	1,224.0
	1	53233	1,285.8
	1	53202	768.5
Heat or Frost Insulator	1	53204	139.0
	1	53206	373.0
	1	53207	1,365.0
	1	53213	1,399.0
	4	53215	5,018.5
	1	53216	2,018.0

Table continued on next page

Table 13 - Fiserv Forum: RPP Inclusion by Zip Code & Trade - Continued

Trade	# OF RPP WORKERS	ZIP CODE	TOTAL RPP HOURS THROUGH 6/30/18
Heat or Frost Insulator (Continued)	1	53219	234.5
	2	53221	3,751.5
	1	53223	96.0
	2	53227	1,922.0
Heavy Equipment Operator	1	53207	47.0
	1	53209	169.5
	1	53210	132.5
	1	53215	11.0
	2	53218	886.8
	5	53219	4,386.0
	1	53224	978.5
Ironworker	1	53202	1,634.0
	1	53203	1,630.5
	4	53204	2,449.0
	3	53206	1,325.5
	3	53207	1,530.3
	7	53208	4,560.5
	1	53209	49.5
	3	53210	987.5
	3	53211	3,159.0
	5	53212	4,177.0
	5	53213	2,882.5
	11	53215	8,833.0
	1	53216	1,732.5
	1	53218	999.0
	5	53219	4,227.0
	2	53220	364.5

Table continued on next page

Table 13 - Fiserv Forum: RPP Inclusion by Zip Code & Trade - Continued

Trade	# OF RPP WORKERS	ZIP CODE	TOTAL RPP HOURS THROUGH 6/30/18
Ironworker (Continued)	4	53221	1,679.0
	2	53222	152.0
	1	53223	1,161.5
	1	53224	132.0
	5	53225	3,511.0
	1	53227	302.5
	2	53228	1,853.0
Laborer	1	53203	3,365.0
	11	53204	5,678.0
	1	53206	1,362.0
	6	53207	3,573.3
	5	53208	5,768.5
	10	53209	10,392.5
	4	53210	3,086.0
	3	53211	1,665.8
	9	53212	10,479.0
	1	53213	3,948.0
	1	53214	1,332.5
	18	53215	10,416.3
	10	53216	5,031.5
	9	53218	12,114.5
	5	53219	2,544.3
	5	53220	3,022.0
	5	53221	5,027.8
	3	53222	1,246.5
	1	53224	8.5
	7	53225	7,339.8

Table continued on next page

Table 13 - Fiserv Forum: RPP Inclusion by Zip Code & Trade - Continued

Trade	# OF RPP WORKERS	ZIP CODE	TOTAL RPP HOURS THROUGH 6/30/18
Laborer (Continued)	1	53228	881.0
	1	53233	275.5
Painter	1	53204	24.0
	1	53206	261.5
	1	53207	7.0
	1	53208	660.0
	1	53210	112.0
	1	53212	1,453.0
	2	53214	3,531.5
	3	53215	1,720.8
	3	53216	2,735.0
	3	53219	1,217.5
	1	53220	448.3
	1	53222	97.0
	1	53224	727.5
	1	53225	822.0
	1	53227	583.5
Piledriver	1	53206	143.0
	1	53216	183.0
Plasterer	1	53225	959.5
Plumber	1	53207	849.5
	1	53208	1,048.0
	2	53209	4,315.3
	3	53210	6,970.3
	1	53211	563.8
	1	53212	1,635.3
	1	53215	2,480.0

Table continued on next page

Table 13 - Fiserv Forum: RPP Inclusion by Zip Code & Trade - Continued

Trade	# OF RPP WORKERS	ZIP CODE	TOTAL RPP HOURS THROUGH 6/30/18
Plumber (Continued)	1	53216	2,147.0
	2	53218	1,091.3
	2	53219	1,162.5
	1	53223	973.5
	1	53225	375.0
Project Engineer	2	53211	1,616.0
	1	53212	347.5
Roofer	1	53206	299.0
	4	53207	3,152.8
	1	53208	1,118.5
	3	53209	700.5
	3	53210	1,577.0
	1	53212	274.0
	1	53213	20.0
	1	53214	26.0
	2	53215	1,655.5
	1	53219	1,466.5
	1	53221	512.0
	1	53222	1,850.0
	1	53223	1,174.0
Sheet Metal Worker	2	53202	1,693.0
	1	53204	1,032.0
	4	53207	5,179.0
	1	53208	2,144.0
	1	53209	172.5
	2	53210	958.5
	2	53212	1,716.8

Table continued on next page

Table 13 - Fiserv Forum: RPP Inclusion by Zip Code & Trade - Continued

Trade	# OF RPP WORKERS	ZIP CODE	TOTAL RPP HOURS THROUGH 6/30/18
Sheet Metal Worker (Continued)	4	53215	2,819.5
	2	53216	2,474.0
	6	53218	6,030.5
	1	53219	1,616.5
	4	53220	7,007.3
	3	53221	3,458.5
	1	53222	2,086.0
	1	53223	1,052.0
	1	53224	1,877.0
	1	53225	617.0
	2	53227	3,461.0
	2	53228	2,108.5
Steamfitter	1	53202	1,855.0
	2	53204	2,572.8
	1	53207	2,266.5
	1	53209	2,145.0
	3	53210	553.5
	1	53212	869.5
	2	53213	5,499.0
	1	53214	978.3
	1	53218	776.5
	3	53219	2,177.0
	1	53220	101.0
	3	53221	2,193.5
	1	53224	441.0
	1	53225	1,966.0
	1	53227	1,567.0

Table continued on next page

Table 13 - Fiserv Forum: RPP Inclusion by Zip Code & Trade - Continued

Trade	# OF RPP WORKERS	ZIP CODE	TOTAL RPP HOURS THROUGH 6/30/18
Steamfitter (Continued)	1	53228	549.5
Teledata Installer	3	53207	2,168.0
	1	53209	1,947.5
	3	53210	2,247.3
	3	53212	1,686.0
	2	53214	318.0
	6	53215	6,080.0
	2	53216	463.5
	3	53218	1,798.5
	1	53219	1,012.3
	4	53220	3,449.5
	6	53221	6,842.3
	2	53222	2,486.5
	1	53223	29.0
	3	53225	2,786.5
	1	53215	1,143.0
	1	53221	1,066.0
Tile Setter	2	53204	661.5
	3	53208	1,765.3
	1	53209	310.0
	1	53215	1,517.8
	2	53216	1,634.5
	1	53219	764.0
	1	53220	430.0
	1	53221	1,065.0
	2	53222	1,313.8
	3	53225	2,566.5

Table continued on next page

Table 13 - Fiserv Forum: RPP Inclusion by Zip Code & Trade - Continued

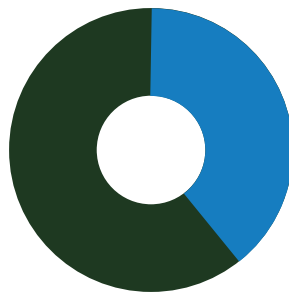
Trade	# OF RPP WORKERS	ZIP CODE	TOTAL RPP HOURS THROUGH 6/30/18
Tuckpointer	1	53206	322.5
	1	53208	893.0
	1	53209	1,447.0
	2	53212	1,471.0
	4	53215	2,185.8
	1	53216	710.5
Truck Driver	2	53204	99.0
	2	53205	154.3
	3	53206	48.8
	2	53207	473.8
	2	53208	35.8
	13	53209	514.8
	7	53210	1,885.5
	1	53211	40.5
	2	53212	57.5
	8	53215	338.8
	6	53216	856.8
	7	53218	188.5
	3	53219	176.5
	1	53220	9.8
	3	53221	26.5
	3	53222	1,041.0
	4	53223	191.5
	1	53224	21.8
	4	53225	585.0
788		TOTAL	674,159.2

5th Street Parking Structure: RPP Inclusion

Table 14 - 5th Street Parking Structure: RPP Inclusion through June 30, 2018

Total Construction Hours	164,738.0
RPP Target Based on Total Hours (multiplied by 40%)	65,895.2
Applicable RPP Goal	40.0%
Total RPP Construction Hours	66,012.5
RPP Hours Above (Below) Goal	117.4
RPP Percentage (Total RPP Construction Hours/Total Construction Hours Worked)	40.1%

5th Street Parking Structure Residents Preference Program (RPP) Inclusion



- **40.1% RPP Participation**
65,895.2 Total RPP Hours
- **59.9% Non-RPP Participation**
98,725.4 Total Non-RPP Hours
- 164,738.0 Total Workforce Hours

Table 15 - 5th Street Parking Structure RPP Inclusion (excluding Non-Wisconsin residents) through June 30, 2018

Total Construction Hours	164,738.0
Less Hours Worked by Non-Wisconsin Residents	2,283.0
Construction Hours Worked by Wisconsin Residents Only	162,455.0
RPP Construction Hours	66,012.5
RPP Participation Percentage (Excluding Non-Wisconsin residents)	40.6%

Milwaukee Code of Ordinances (MCO) Section 355-7(1)(a) notes that for the purpose of calculating RPP participation "...'worker hours'... excludes the number of hours of work performed by all non-Wisconsin residents."

5th Street Parking Structure: RPP Inclusion by Contractor

Table 16 - 5th Street Parking Structure: RPP Inclusion by Contractor through June 30, 2018

CONTRACTOR	SUBCONTRACTOR TO	SERVICE PERFORMED	WORKFORCE HOURS	RPP INCLUSION HOURS THROUGH 6/30/18
J.H. Findorff & Son Inc.	General Contractor	CIP Foundations	11,520.0	4,945.5
3G Trucking, LLC	Lake Edge Logistics, LLC	Trucking	19.0	19.0
Austad & Son, Inc.	J.H. Findorff & Son Inc.	Acoustical Tile Contractor	48.0	0.0
Automated Parking Technologies, LLC	J.H. Findorff & Son Inc.	Automated Parking	257.0	0.0
Best Erectors, Inc.	Midwest Stairs & Iron, Inc.	Structural Steel	3,496.5	2,088.0
Bohmann & Vick, Inc.	J.H. Findorff & Son Inc.	Utilities	484.5	186.5
Breezy Hill Nursery, Inc.	J.H. Findorff & Son Inc.	Landscape Services	180.1	0.0
C.G. Schmidt, Inc.	J.H. Findorff & Son Inc.	CIP Structure	73,228.8	31,904.0
Choice Construction Companies, Inc.	J.H. Findorff & Son Inc.	Install, Reinforcing Steel/ Bridge Work	25,544.5	10,690.5
Concrete & Masonry Restoration, LLC	J.H. Findorff & Son Inc.	Concrete & Masonry Resurfacing	842.3	279.3
David's M Trucking LLC	Guin's Trucking LLC	Trucking	7.2	7.2
Dawes Rigging & Crane Rental, Inc.	Egan Company	Crane Rental	162.5	0.0
Duwe Metal Products, Inc.	J.P. Cullen & Sons, Inc.	Metal Fabricating	2,621.5	812.0
Dywidag Systems Int'l USA, Inc.	Midwest Stairs & Iron, Inc.	Post Tensioning	99.5	49.0
Earth Augering Service LLC	Lemberg Electric Company, Inc.	Trenching	133.0	0.0
Edgerton Contractors, Inc.	J.H. Findorff & Son Inc.	Earthwork	2,888.0	437.3
EFH Trucking LLC	Lake Edge Logistics, LLC	Trucking	321.2	321.2
Express Insulation, Inc.	J.F. Ahern Co.	Insulation	196.0	150.0
Gonzalez E LLC	EFH Trucking LLC	Trucking	402.8	384.0
Guin's Trucking LLC	EFH Trucking LLC	Trucking	22.0	22.0
Hard Rock Sawing & Drilling Specialists Company	CG Schmidt, Inc.	Deep Sawing	19.0	0.0
Hennes Services, Inc.	Lemberg Electric Company, Inc.	Electrical	28.5	0.0
Hetzel-Sanfilippo, Inc.	Langer Roofing & Sheet Metal Inc.	Gypsum Wallboard	833.5	517.0
Hiram Power Electric, LLC	Staff Electric Co., Inc.	Electrical	129.0	129.0
Hurt Electric, Inc.	Uihlein Electric Co., Inc.	Underground Electrical	246.5	246.5
HVA Products, Inc.	J.F. Ahern Co.	General Contracting	189.5	0.0

Table continued on next page

5th Street Parking Structure: RPP Inclusion by Contractor (Continued)

Table 16 - 5th Street Parking Structure: RPP Inclusion by Contractor through June 30, 2018 - Continued

CONTRACTOR	SUBCONTRACTOR TO	SERVICE PERFORMED	WORKFORCE HOURS	RPP INCLUSION HOURS THROUGH 6/30/18
Illinois Facility Maintenance, Inc.	J.H. Findorff & Son Inc.	Janitorial Service	96.0	0.0
J.F. Ahern Co.	J.H. Findorff & Son Inc.	Plumbing/HVAC/Fire Protection	4,479.0	1,080.5
J.F. Cook Co., Inc.	J.H. Findorff & Son Inc.	Overhead Garage Door Installation	28.5	0.0
J.P. Anthony, Inc.	Uihlein Electric Co., Inc.	Concrete Cutting	6.5	0.0
JCP Construction LLC	J.H. Findorff & Son Inc.	General Contracting	595.8	172.8
Keen Trucking LLC	EFH Trucking LLC	Trucking	19.4	19.4
Kenwood Company	J.H. Findorff & Son Inc.	Sealants & Traffic Coating	234.0	70.0
Klein-Dickert Milwaukee, Inc.	J.H. Findorff & Son Inc.	Glass/Glazing	2,024.0	565.5
KMI Construction LLC	J.H. Findorff & Son Inc.	Masonry/Precast	9,702.0	4,448.0
Kone, Inc.	J.H. Findorff & Son Inc.	Elevator	1,675.0	0.0
Langer Roofing & Sheet Metal Inc.	J.H. Findorff & Son Inc.	Roofing	1,528.0	365.5
Lemberg Electric Company, Inc.	J.H. Findorff & Son Inc.	Electrical	9,533.3	3,298.5
Lippert Flooring and Tile	J.H. Findorff & Son Inc.	Flooring & Tile	198.5	0.0
Luz Mercado Trucking, Inc.	EFH Trucking LLC	Trucking	235.0	0.0
MCE Trucking LLC	EFH Trucking LLC	Trucking	26.2	26.2
Michels Corporation	J.H. Findorff & Son Inc.	Piles	1,769.0	673.0
Monos Trucking LLC	EFH Trucking LLC	Trucking	17.5	17.5
Mortl Restoration, Inc.	KMI Construction LLC	Restoration	112.5	19.0
Munson, Inc.	J.H. Findorff & Son Inc.	Fencing & Paving	109.0	35.5
Parking Lot Maintenance, Inc.	Stark Asphalt Service, Inc.	Asphalt & Concrete Paving	656.0	0.0
Poblocki Sign Company LLC	J.H. Findorff & Son Inc.	Signage	320.5	0.0
Potratz Concrete Pumping South, Inc.	CG Schmidt, Inc.	Concrete Pumping	366.0	0.0
Pro-Therm Insulation, Inc.	KMI Construction LLC	Insulation	69.0	0.0
Ram's Trucking LLC	EFH Trucking LLC	Trucking	15.8	0.0
Regency Janitorial Service, Inc.	J.H. Findorff & Son Inc.	Janitorial Service	377.0	160.8
Renegade Trucking, LLC	Lake Edge Logistics, LLC	Trucking	7.0	7.0

Table continued on next page

5th Street Parking Structure: RPP Inclusion by Contractor (Continued)

Table 16 - 5th Street Parking Structure: RPP Inclusion by Contractor through June 30, 2018 - Continued

CONTRACTOR	SUBCONTRACTOR TO	SERVICE PERFORMED	WORKFORCE HOURS	RPP INCLUSION HOURS THROUGH 6/30/18
RTA Trucking LLC	EFH Trucking LLC	Trucking	40.6	40.6
Sanchez Painting Contractors, Inc.	J.H. Findorff & Son Inc.	Painting	2,594.0	799.0
Sciachitano Caulking, Inc.	J.H. Findorff & Son Inc.	Caulking	520.0	0.0
South Star, Inc.	Lake Edge Logistics, LLC	Trucking	76.8	68.0
Staff Electric Co., Inc.	J.H. Findorff & Son Inc.	Electrical	1,138.5	491.0
Stark Asphalt Service Inc.	J.H. Findorff & Son Inc.	Asphalt Paving	890.3	386.0
Steve's Trenching Service, Inc.	Uihlein Electric Co., Inc.	Trenching	103.5	0.0
Terminal-Andrae, Inc.	J.F. Ahern Co.	Electrical	49.0	0.0
Uihlein Electric Co., Inc.	CG Schmidt, Inc.	Underground Electrical	729.0	81.0
Wahlen Corp.	J.H. Findorff & Son Inc.	Parking Lot Stripping	58.8	0.0
Zander Solutions, LLC	J.H. Findorff & Son Inc.	Waterproofing	49.0	0.0
Zenith Tech, Inc.	Edgerton Contractors, Inc.	Furnish & Install 26 Pipe Piling/ Earth Retention	368.0	0.0
TOTAL WORKFORCE HOURS			164,738.0	66,012.5
RPP PERCENTAGE REQUIREMENT			40.0%	
RPP PERCENTAGE TO DATE				40.1%

Interior picture of the arena featuring one of the bars.



5th Street Parking Structure: RPP Inclusion by Zip Code & Trade

Table 17 - 5th Street Parking Structure: RPP Inclusion by Zip Code & Trade

Trade	# OF RPP WORKERS	ZIP CODE	TOTAL RPP HOURS THROUGH 6/30/18
Acoustic Ceiling	1	53204	27.0
Bricklayer, Blocklayer	2	53204	398.0
	2	53210	921.0
	1	53213	390.5
	1	53218	30.5
	1	53223	781.5
	1	53227	931.0
Carpenter	1	53202	1,498.0
	2	53206	386.0
	4	53207	2,775.5
	1	53208	384.5
	1	53209	836.5
	4	53210	1,849.3
	1	53211	6.0
	1	53212	7.0
	2	53213	2,568.0
	4	53215	2,554.0
	1	53216	806.0
	4	53219	1,124.0
	1	53221	458.5
	4	53222	5,263.5
	1	53224	1,523.5
	1	53225	88.0
	2	53227	1,252.0
Cement Finisher	2	53202	335.5
	1	53205	32.0

Table continued on next page

5th Street Parking Structure: RPP Inclusion by Zip Code & Trade (Continued)

Table 17 - 5th Street Parking Structure: RPP Inclusion by Zip Code & Trade - Continued

Trade	# OF RPP WORKERS	ZIP CODE	TOTAL RPP HOURS THROUGH 6/30/18
Cement Finisher	1	53207	760.5
	1	53209	1,110.0
	1	53210	32.0
	2	53215	214.0
	2	53219	1,172.5
	1	53223	38.0
	1	53224	944.5
Electrician	1	53207	162.5
	2	53218	165.0
	1	53215	2,165.5
	1	53220	1,133.0
Glazier	1	53209	123.0
	1	53212	8.0
	1	53220	434.5
Heat or Frost Insulator	1	53221	150.0
Heavy Equipment Operator	2	53207	214.5
	1	53215	118.5
	1	53224	112.5
Ironworker	1	53029	377.5
	4	53204	1,292.5
	3	53209	529.5
	2	53207	196.5
	5	53208	1,068.5
	3	53210	710.5
	2	53212	272.5
	2	53213	129.0

Table continued on next page

5th Street Parking Structure: RPP Inclusion by Zip Code & Trade (Continued)

Table 17 - 5th Street Parking Structure: RPP Inclusion by Zip Code & Trade - Continued

Trade	# OF RPP WORKERS	ZIP CODE	TOTAL RPP HOURS THROUGH 6/30/18
Ironworker	4	53215	3,194.5
	1	53218	144.5
	4	53219	2,201.5
	1	53220	20.0
	4	53221	897.8
	1	53222	930.5
	2	53223	345.8
	1	53227	864.0
	1	53233	475.5
	5	53204	379.3
Laborer	1	53205	30.0
	4	53207	2,116.5
	1	53208	816.5
	3	53209	1,071.0
	1	53210	18.0
	1	53211	102.8
	1	53213	2,063.5
	7	53215	1,847.8
	5	53216	1,540.5
	2	53218	11.0
	1	53219	205.0
	1	53222	71.0
	1	53223	138.0
	1	53224	88.0
	1	53225	241.5
	1	53227	504.5

Table continued on next page

5th Street Parking Structure: RPP Inclusion by Zip Code & Trade (Continued)

Table 17 - 5th Street Parking Structure: RPP Inclusion by Zip Code & Trade - Continued

Trade	# OF RPP WORKERS	ZIP CODE	TOTAL RPP HOURS THROUGH 6/30/18
Painter	3	53204	749.0
	1	53219	50.0
Piledriver	1	53206	261.5
Plumber	1	53204	263.0
	1	53210	547.0
	1	53225	56.0
Roofer or Waterproofer	1	53214	42.0
	2	53215	66.0
	2	53219	35.0
	1	53225	23.5
	1	53207	199.0
Sheet Metal Worker	1	53211	116.0
	1	53215	58.5
	1	53215	40.0
Teledata Technician or Installer	1	53214	456.5
	1	53216	129.0
	1	53221	11.5
	1	53222	11.5
	1	53225	11.5
	1	53219	312.0
Tuckpointer	2	53215	461.0
	1	53204	115.9
Truck Driver	1	53207	19.4
	1	53208	6.8
	1	53209	8.8
	3	53210	24.8

Table continued on next page

5th Street Parking Structure: RPP Inclusion by Zip Code & Trade (Continued)

Table 17 - 5th Street Parking Structure: RPP Inclusion by Zip Code & Trade - Continued

Trade	# OF RPP WORKERS	ZIP CODE	TOTAL RPP HOURS THROUGH
Truck Driver	1	53214	26.3
	11	53215	362.7
	1	53218	14.0
	2	53219	300.2
	2	53220	25.0
	1	53221	7.7
	1	53222	7.0
	2	53223	13.8
	201	TOTAL	66,012.6

Bucks Job Fair at the Wisconsin Center District on June 20, 2018.

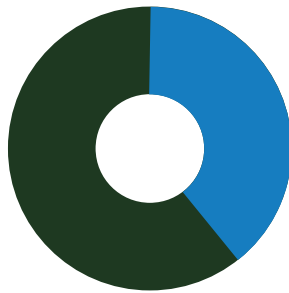


Public Plaza: RPP Inclusion

Table 18 - Public Plaza: RPP Inclusion through June 30, 2018

Total Construction Hours	17,788.6
RPP Target Based on Total Hours (multiplied by 40%)	7,115.4
Applicable RPP Goal	40.0%
Total RPP Construction Hours	7,471.8
RPP Hours Above (Below) Goal	356.3
RPP Percentage (Total RPP Construction Hours/Total Construction Hours Worked)	42.0%

Public Plaza Total Residents Preference Program (RPP) Inclusion



- **42.0% RPP Participation**
7,471.8 Total RPP Hours
 - **58.0% Non-RPP Participation**
10,316.8 Total Non-RPP Hours
- 17,788.6 Total Workforce Hours

Table 19 - Public Plaza: RPP Inclusion (excluding Non-Wisconsin residents) through June 30, 2018

Total Construction Hours	17,788.6
Less Hours Worked by Non-Wisconsin Residents	102.8
Construction Hours Worked by Wisconsin Residents Only	17,685.8
RPP Construction Hours	7,471.8
RPP Participation Percentage (Excluding non-Wisconsin residents)	42.2%

Milwaukee Code of Ordinances (MCO) Section 355-7(1)(a) notes that for the purpose of calculating RPP participation "...worker hours'... excludes the number of hours of work performed by all non-Wisconsin residents."

Public Plaza : RPP Inclusion by Contractor

Table 20 - Public Plaza: RPP Inclusion by Contractor through June 30, 2018

CONTRACTOR	SUBCONTRACTOR TO	SERVICE PERFORMED	WORKFORCE HOURS	RPP INCLUSION HOURS THROUGH 6/30/18
Hunzinger Construction	General Contractor	Construction Manager	209.5	130.0
Arteaga Construction, Inc.	Hunzinger Construction	Crane Rigging & Lifting Services	817.5	653.0
Cornerstone Plumbing, LLC	Hunzinger Construction	Plumbing	1,175.0	339.5
Flores Contractors, LLC	Hunzinger Construction	Erosion Control	3.0	0.0
Hard Rock Sawing & Drilling Specialist Co.	Rams Contracting, LTD.	Saw Cutting	114.0	0.0
Hard Rock Sawing & Drilling Specialist Co.	Spancrete, Inc.	Saw Cutting	271.0	0.0
Hero Plumbing LLC	Hunzinger Construction	Plumbing	104.5	104.5
Hurt Electric, Inc.	Staff Electric Co., Inc.	Electrical	203.0	144.0
J&J Contracting of MN, LLC	Hunzinger Construction	Environmental Remediation	54.8	0.0
Midwest Drilled Foundation & Engineering, Inc.	Hunzinger Construction	Deep Foundations	1,479.8	516.5
Milwaukee Lawn Sprinkler Corp.	United Landshapers, LLC	Lawn Irrigation System	3.0	3.0
Pieper Electric, Inc.	Hunzinger Construction	Electrical	915.5	307.0
Rams Contracting, LTD.	Hunzinger Construction	Earthwork	3,574.5	1,587.5
SPE Inc.	Grunau Company	Steel/ Precast/ Crane Erection	174.5	43.0
Structures, Inc.	Hunzinger Construction	Structural work	16.0	0.0
Superior Masonry Builders, Inc.	Hunzinger Construction	Masonry	2,979.0	1,067.5
Theresa Tremmel Trucking, LLC	Hunzinger Construction	Trucking	96.0	73.5
Tremmel - Anderson Trucking, LLC	Cornerstone Plumbing	Trucking	909.1	495.8
Veit & Company Inc.	Hunzinger Construction	Demolition	4,689.0	2,007.0
TOTAL WORKFORCE HOURS			17,788.6	7,471.8
RPP PERCENTAGE REQUIREMENT			40.0%	
RPP PERCENTAGE TO DATE				42.0%

Public Plaza: RPP Inclusion by Zip Code & Trade

Table 21 - Public Plaza: RPP Inclusion by Zip Code & Trade

Trade	# OF RPP WORKERS	ZIP CODE	TOTAL RPP HOURS THROUGH 6/30/18
Bricklayer	1	53219	22.5
Carpenter	2	53207	46.0
	1	53212	320.0
	1	53224	4.0
Cement Finisher	1	53206	433.0
	2	53215	97.0
	1	53219	16.0
Electrician	1	53207	144.0
	1	53208	10.0
	1	53215	8.0
	1	53224	289.0
Heavy Equipment Operator	1	53218	369.5
	1	53225	968.0
	3	53219	854.0
Ironworker	1	53208	43.0
Laborer	6	53215	1,398.5
	1	53224	235.8
	1	53227	41.5
	2	53219	901.5
Piledriver	1	53212	29.8
Plumber	1	53205	81.0
	1	53208	23.5
Truck Driver	4	53210	475.8
	2	53215	28.8
	2	53221	52.3
	2	53222	85.5
	3	53223	46.3

Table continued on next page

Public Plaza: RPP Inclusion by Zip Code & Trade (Continued)

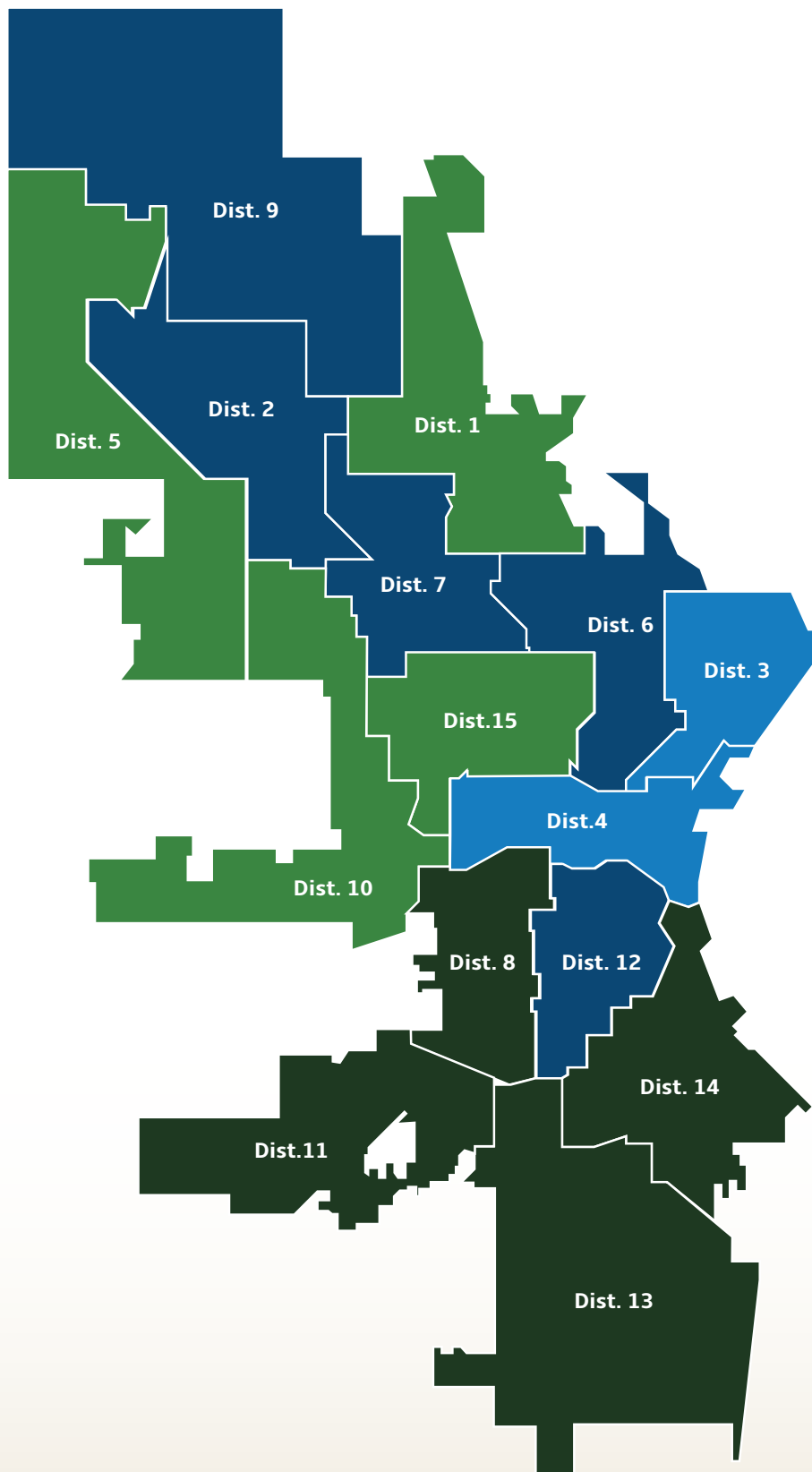
Table 21 - Public Plaza: RPP Inclusion by Zip Code & Trade (Continued)

Trade	# OF RPP WORKERS	ZIP CODE	TOTAL RPP HOURS THROUGH 6/30/18
Truck Driver (Continued)	1	53224	11.5
	2	53225	36.0
	1	53206	5.8
	1	53207	39.5
	4	53209	123.5
	2	53218	87.0
	1	53204	144.5
Worker Totals	57	TOTAL	7,471.8

Interior picture of the arena featuring the main entrance lobby.



RPP by Aldermanic Districts - All Projects



District Number	# of RPP Workers ³
District 1	60
District 2	51
District 3	27
District 4	33
District 5	71
District 6	46
District 7	57
District 8	87
District 9	43
District 10	79
District 11	140
District 12	50
District 13	112
District 14	81
District 15	64
Total	992

Legend

0 - 40	RPP Workers
41 - 60	RPP Workers
61 - 80	RPP Workers
81+	RPP Workers

³Count represents unique number of workers. **Workers may work in multiple trades.

⁴Workers who moved during the project may be counted in multiple zip codes.

⁵The Official numbers of workers employed through the Residents Preference Program is 867.

This map shows district numbers. Refer to chart for number of RPP workers.

End of Report.